

What Will Wi-Fi 8 Be? A Primer on IEEE 802.11bn Ultra High Reliability

Lorenzo Galati-Giordano, Giovanni Geraci, Marc Carrascosa, and Boris Bellalta

Abstract—What will Wi-Fi 8 be? Driven by the strict requirements of emerging applications, next-generation Wi-Fi is set to prioritize Ultra High Reliability (UHR) above all. In this paper, we explore the journey towards IEEE 802.11bn UHR, the amendment that will form the basis of Wi-Fi 8. After providing an overview of the nearly completed Wi-Fi 7 standard, we present new use cases calling for further Wi-Fi evolution. We also outline current standardization, certification, and spectrum allocation activities, sharing updates from the newly formed UHR Study Group. We then introduce the disruptive new features envisioned for Wi-Fi 8 and discuss the associated research challenges. Among those, we focus on access point coordination and demonstrate that it could build upon 802.11be multi-link operation to make Ultra High Reliability a reality in Wi-Fi 8.

I. INTRODUCTION

You do not need to be tech-savvy to know Wi-Fi. With twice as many devices as people, Wi-Fi technologies carry two thirds of the world’s mobile traffic and underpin our digital economy. This generation will not easily forget what it could have meant to undergo Covid lockdown without Wi-Fi from social, economic, and safety standpoints. And even now that traveling to places is possible once again, many of us reach for the Wi-Fi password first thing upon arrival, as this is often the means to ordering a meal and sending news back home.

Wi-Fi has come a long way since its introduction in the late nineties. The easiest way to appreciate the technology’s improvement is by reading peak data rates specifications on commercial Wi-Fi access point (AP) boxes. These rates have grown roughly four orders of magnitudes in two and a half decades, from the mere 1 Mbps of the original 802.11 standard to the near 30 Gbps of the latest 802.11be products (alias Wi-Fi 7) scheduled to hit the shelves as early as 2024 [1]–[6]. This giant leap allowed Wi-Fi to move beyond email and web browsing and progressively conquer crowded co-working spaces, airports, and even the hearts of many parents who can now video-call their children without worrying about phone bills. But how many of us have complained at least once about Wi-Fi not functioning when we most need it? Unreliability would be the Achilles heel for any technology meant to be affordable, pervasive, and operating in license-exempt bands subject to uncontrolled interference. Wi-Fi is no exception.

And while it only takes patience to cope with a buffering video or to repeat our last sentence in a voice call, a lack of Wi-Fi reliability will not be tolerated by its new users: machines. In future manufacturing environments, Gbps communications

between robots, sensors, and industrial machinery will demand reliability—with at least three (but sometimes many more) ‘nines’—in terms of both data delivery and maximum latency. Rest assured that these requirements will not get any looser for use cases involving humans. Many of us may not even want to think about undergoing robotic-assisted surgery with an unreliable Wi-Fi connection. But even just for holographic communications, a key building block of the upcoming Metaverse, excessive delays experienced by just 0.01% of the packets could trigger nausea and user distress. As it takes up ever more challenging endeavors to fuel industrial automation, digital twinning, and tele-presence, next-generation Wi-Fi is bound to step out of its comfort zone and set reliability as its first priority [7], [8].

In this paper, we embark on a journey towards 802.11bn Ultra High Reliability (UHR), the amendment that will form the basis of Wi-Fi 8. After providing an overview of the nearly completed Wi-Fi 7 standard, we present emerging applications that are driving a further Wi-Fi evolution. We then review the current activities in terms of standardization, certification, and spectrum allocation, and provide fresh updates from the newly formed UHR Study Group. As the research community shifts gears to target new use cases and requirements, we introduce the envisioned new features that Wi-Fi 8 will bring about, along with their associated research challenges. Among these features, we highlight the multi-AP coordination framework as a game changer for Wi-Fi, boosting spectrum utilization efficiency and closing in on performance determinism. We also present novel results demonstrating how such disruptive enhancements could build upon 802.11be multi-link operation to maximize their impact, making Wi-Fi 8—and its ultra-reliability ambitions—a reality.

II. IEEE 802.11BE: STATE-OF-THE-ART WI-FI 7

As suggested by its name (IEEE 802.11be ‘Extremely High Throughput’ or ‘EHT’), Wi-Fi 7 will augment data rates to at least 30 Gbps per AP, about four times as fast as Wi-Fi 6. In the sequel, we summarize the main features introduced in the soon-to-appear Wi-Fi 7 commercial products [2], [6].

A. Multi-link Operation (MLO)

Many experts point to multi-link operation (MLO) as the main novelty Wi-Fi 7 brings to the table, allowing Wi-Fi devices to concurrently operate on multiple channels through a single connection [9]–[11]. MLO comes in different implementations, with the main ones summarized as follows.

L. Galati-Giordano is with Nokia Bell Labs, Germany. G. Geraci, M. Carrascosa, and B. Bellalta are with Universitat Pompeu Fabra, Spain.

Enhanced Multi-link Single-radio (EMLSR): With a multi-link device (MLD) listening to two or more links simultaneously (e.g., by splitting its multiple radios), performing clear channel assessment, and receiving a limited type of control frames. EMLSR supports opportunistic spectrum access at a reduced cost, as it requires a single fully functional 802.11be radio plus several other low-capability radios able only to decode 802.11 control frame preambles. Upon reception of an initial control frame on one of the links, the MLD can switch to the latter and operate using all antennas.

Enhanced Multi-link Multi-radio (EMLMR): Where all radios are 802.11be-compliant and allow operating on multiple links concurrently. EMLMR is further classified into: (i) Simultaneous Transmit and Receive (STR), where simultaneous uplink and downlink is allowed over a pair of links; (ii) Non-simultaneous Transmit and Receive (NSTR), where the above is not allowed so as to prevent self-interference.

Lastly, non-‘enhanced’ versions of the above modes have also been defined, where MLSR (as opposed to EMLSR) lacks the capability of performing clear channel assessment and transmission/reception on multiple links, and MLMR (as opposed to EMLMR) lacks the capability to dynamically reconfigure spatial multiplexing over multiple links.

Recent studies showed that in scenarios devoid of contention, STR EMLMR—the most flexible MLO implementation—supports significantly higher traffic loads (and thus throughput) than single-link for a given delay requirement. However, under high load and contention, STR EMLMR devices frequently access multiple links, often blocking contending basic service sets (BSSs) and occasionally causing even larger delays than those experienced with legacy single-link [9], [10].

B. 320 MHz Channels and 4K-QAM Modulation

These two enhancements are respectively achieved by duplicating the 160 MHz tone plan of Wi-Fi 6 and by adding two new modulation and coding scheme (MCS) indices. While these two upgrades jointly increase the maximum nominal rates by a factor of 2.4, wide contiguous channels of 320 MHz are only likely to be found in the newly opened 6 GHz band. Moreover, the new modulation orders require very high signal-to-noise ratios that may only be achieved in line-of-sight, close-proximity links (devoid of rich scattering and thus unsuitable for using multiple spatial streams) via beamforming, with high-quality hardware and eventually mesh-based installations.

C. Allocation of Multiple Resource Units (RU)

Wi-Fi 7 allows allocating multiple RU per station (STA) for an increased spectral efficiency. A prime example of a scenario where such degree of flexibility may pay off is with a small number of users. For instance with Wi-Fi 6, an AP operating on an 80 MHz channel where the secondary 20 MHz channel is occupied was only able to assign the primary 20 MHz channel to a certain STA. Wi-Fi 7 enables the same AP to also assign the available secondary 40 MHz channel, with a threefold gain in spectrum utilization.

D. Restricted Target Wake Time (R-TWT)

R-TWT comes to solve an inherent issue of the default Wi-Fi 6 target wake time (TWT) specification [12]: the possibility of encountering ongoing transmissions when a TWT service period (SP) starts, which adds uncertainty on when the scheduled transmission will be initiated. To avoid this situation, R-TWT forces Wi-Fi 7 STAs to end ongoing transmissions before the start of an R-TWT SP advertised by the AP. Moreover, to ensure that non-Wi-Fi 7 STAs also remain silent, an overlapping quiet interval is also scheduled for each R-TWT SP. R-TWT offers improved latency guarantees, representing a first attempt to support delay-sensitive applications.

III. NEW USE CASES, STANDARDIZATION, AND SPECTRUM ALLOCATION

As Wi-Fi keeps evolving, new use cases and applications are emerging that require not only more throughput and less delay, as targeted by Wi-Fi 7, but also a higher reliability. Wi-Fi 8 is poised to meet this demand and unlock new opportunities for innovation. In this section, we explore some of the emerging use cases for Wi-Fi 8, as well as the standardization and regulatory activities that are shaping its development.

A. Emerging Applications and Use cases

New Wi-Fi capabilities could lead to a vast number of new applications and services. The key use cases in 2030 and beyond for indoor connectivity in unlicensed bands are foreseen to include the following [7], [13].

Immersive communications: Moving from augmented/virtual reality (AR/VR) glasses to holographic telepresence.

Digital twins for manufacturing: Establishing a virtual connection between a digital representation of a complex system or environment and its real-world counterpart.

e-Health for all: Providing remote medical surgery in areas where doctors and infrastructure are lacking.

Cooperative mobile robots: Requiring deterministic communication for handling critical motion control information.

Table I quantifies the performance requirements for the above use cases. To meet these ultra-reliable low-latency communication (URLLC) requirements, Wi-Fi is considering a paradigm shift towards introducing more performance determinism. This is not an easy task, since medium access control (MAC) was originally designed upon carrier sense multiple access with collision avoidance (CSMA/CA) to cope with uncoordinated usage in the unlicensed spectrum, rather than prioritize determinism. Evolving from this legacy, Wi-Fi 8 will pursue determinism through coordination and a more efficient use of current and additional spectrum.

B. Standardization: From IEEE 802.11be to IEEE 802.11bn

Fig. 1 summarizes the ongoing IEEE standardization effort for 802.11be (top) and 802.11bn (bottom).

TABLE I: Representative emerging use cases for Wi-Fi beyond 2030 and their corresponding requirements.

Use case	Reliability	Latency	Data rate	Notes
Immersive communications: Physically present and holographically telepresent consumers with AR glasses and body sensors/actuators.	99.9%	<20 ms	1 Gbps downlink (DL) (AR stream + spatial map) 0.1 Gbps uplink (UL) (spatial map + user data)	End-to-end roundtrip UL+DL <100 ms for 99.99% of packets to avoid nausea and user distress and discomfort.
Digital twins for manufacturing: Machine-to-machine traffic between sensors, alarms, fixed machinery, and moving autonomous vehicles. Human traffic from operators monitoring the factory.	99.9% to 99.999999%	0.1 – 100 ms	1 – 10 Gbps (average) to 10 – 100 Gbps (peak)	Lower reliability for process and asset monitoring and higher reliability for motion control and alarms.
e-Health for all: Connectivity for users (healthcare professionals, patients, administrators) and devices (smart medical instruments, wearables, on- and in-body sensors/actuators).	99.999% to 99.999999%	0.1 – 100 ms	100 kbps (sensor data) to 25 Mbps (4K video)	Lower latency required in robotic-assisted surgery operations. Peak bit rates can be much higher for specific applications, e.g., XR remote diagnostics.
Cooperative mobile robots: Communication between robots and static machinery. Direct (through XR devices) or intent-based (trajectory crossing) human-machine interaction on a shop floor.	up to 99.999999%	0.5 – 25 ms	< 0.1 Mbps (for control)	Deterministic communication required for control applications.

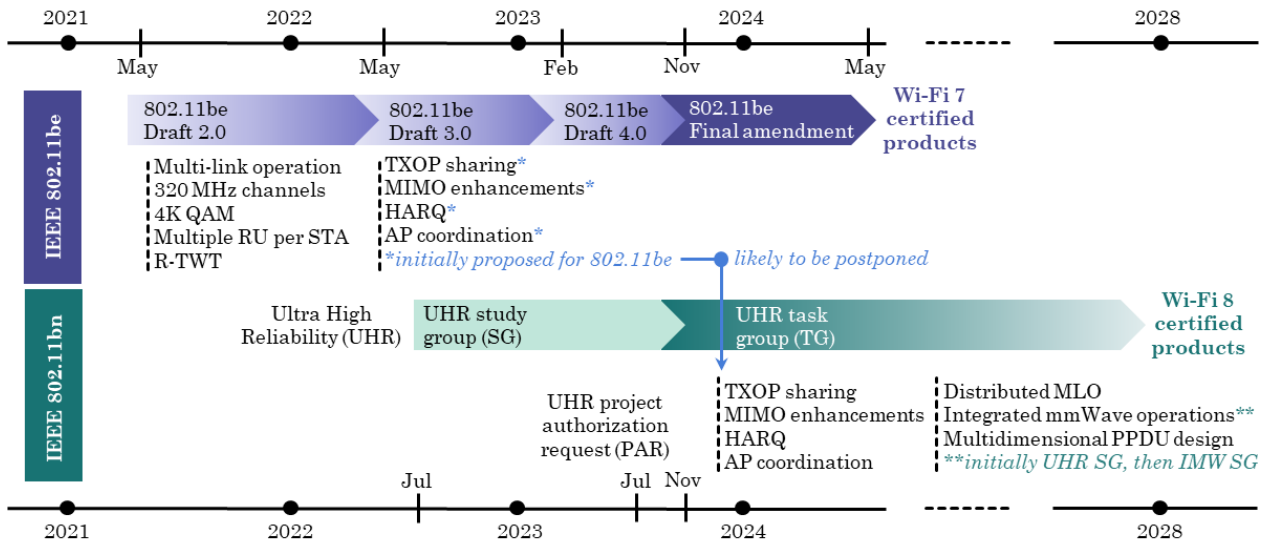


Fig. 1: Current standardization, certification, and commercialization timelines for Wi-Fi 7 (top) and Wi-Fi 8 (bottom).

IEEE 802.11be EHT: Set to define the main technical features of upcoming Wi-Fi 7 products. Started in May 2019, the amendment has currently reached a mature stage with the release of multiple drafts and the definition of a set of features [1]–[6]. The 802.11be Task Group (TG) is expected to produce the final amendment in May 2024. Its primary objective is to increase capacity and link throughput and also improve worst-case latency and jitter with at least one mode of operation. While the latter is a novel endeavor compared to previous Wi-Fi generations, target latency and jitter were not quantified, making this only an initial step towards reliability.

The IEEE 802.11bn UHR: Whose Study Group (SG) was established in July 2022 to support URLLC. The UHR SG will produce a new PAR defining the set of objectives, frequency bands, and technologies to be considered beyond 802.11be.

The current plan is to form the UHR TG by November 2023, with a traditional single release standardization cycle that will last until 2028. This activity will define the protocol functionalities of future Wi-Fi 8 products, mainly focusing on these aspects to be improved with respect to 802.11be [7]:

- Data rates, even at lower signal-to-interference-plus-noise ratio (SINR) levels.
- Tail latency and jitter, even in scenarios with mobility and overlapping BSSs (OBSSs).
- Reuse of the wireless medium.
- Power saving and peer-to-peer operation.

Discussions are ongoing on the specific performance targets.

IEEE 802.11 AI/ML Topic Interest Group (TIG): Established alongside EHT TG and UHR SG to explore the use of artificial intelligence (AI) and machine learning (ML) in

Wi-Fi. This TIG aims to evaluate the feasibility of specific AI/ML-based features that could enhance Wi-Fi 8-and-beyond networks while coping with their increasing complexity [14]. One potential use of AI/ML is in determining optimal configurations for OBSSs, including RU assignments, carrier frequencies, modes of operation, and radiation beams and nulls. While AI/ML-driven protocols could prevent undesirable phenomena such as worst-case delay anomalies [10], currently they are primarily proprietary and limited to devices from the same vendor, making standardization and access to a wider range of data statistics crucial.

C. mmWave Spectrum Allocation

To maintain Wi-Fi's competitiveness and support new demanding applications, it will be crucial to secure new spectrum. A significant step has been taken in this regard with the decision by many countries to make the band around 6 GHz available for secondary licensed-exempt use by Wi-Fi. The new 6 GHz band will offer significant advantages to Wi-Fi 6E and Wi-Fi 7 devices, since older generations of Wi-Fi will not be able to use it. However, these benefits will diminish as devices populate the band. Moreover, the 6 GHz band can only support (in best-case scenarios) up to three 320 MHz channels, and may be unable to meet the long-term needs of Wi-Fi applications. In addition, the adoption of the 6 GHz spectrum in China is still uncertain, challenging the evolution of Wi-Fi towards supporting new use cases. Proposals for additional spectrum have therefore emerged alongside initial Wi-Fi 8 standardization discussions.

The *IEEE 802.18 mmWave Ad Hoc Group* is exploring options in the 45 GHz and 60 GHz bands, which respectively offer 5.5 GHz and 14 GHz of spectrum. The 60 GHz band is currently used by several incumbent technologies, such as satellite, radio astronomy, and IEEE 802.11ad/ay (WiGig). However, the market adoption of WiGig has been confined to niche applications, and regulatory bodies may consider repurposing the 60 GHz band for other bandwidth-hungry technologies such as 5G and 6G. Against this background, and after initial discussions in the UHR SG, it was decided to create a dedicated *Integrated mmWave (IMW) SG* to develop a new 802.11 amendment specifying carrier frequency operation between 42.5 and 71 GHz in Wi-Fi 8 leveraging the 802.11be/bn amendments.

IV. IEEE 802.11BN: KEY FEATURES FOR WI-FI 8

Wi-Fi 8 will be the first generation aiming to improve the protocol's reliability, with a focus on service availability and delay guarantees. Four critical aspects impacting reliability in the unlicensed spectrum are being investigated: seamless connectivity, abundant spectrum, determinism, and controlled worst-case delay. Fig. 2 depicts examples for each, with their chief opportunities and challenges discussed in the sequel.

A. Seamless Connectivity via Distributed MLO

Although mobility support has not been a primary focus in previous Wi-Fi standards, devices roaming between APs

is a major cause of Wi-Fi link unreliability. The new multi-link architecture offers a high degree of flexibility, which can improve mobility in Wi-Fi 8. One way to leverage this flexibility is through a new *distributed* MLO framework, where logical APs under the control of the same MLD entity can be non-co-located rather than implemented in the same physical device. While this approach requires coordination and communication among the different distributed APs under the same multi-link instance, it creates a distributed *virtual cell* where a device's mobility is handled by activating multiple links from different distributed APs (Fig. 2, leftmost). This approach ensures a nomadic device is seamlessly connected to at least one link, embedding native roaming support into MLO and significantly improving the connection's reliability.

B. Abundant Spectrum via Integrated mmWave Operations

To ensure the long-term evolution of Wi-Fi, next-generation devices could be operating in all three sub-7 GHz bands as well as in the mmWave realm. Indeed, there is a growing interest in capitalizing on the 5.5 and 14 GHz of spectrum available in the 45 and 60 GHz bands, respectively. While mmWave bands offer plenty of additional spectrum to offload traffic—and as a by-product reduce latency and increase reliability—they also present significant challenges. Rapid signal attenuation, sensitivity to blockages (see Fig. 2, second example), antenna beam management requirements, and high power consumption have limited the commercial adoption of products like WiGig. In the following, we discuss three key aspects for debate in the IMW SG.

Integrated vs. independent PHY design: One of the main points of discussion will be whether to adopt a physical layer (PHY) similar to the one used in Wi-Fi 7, or to enhance the one currently used in IEEE 802.11ad/ay. Adopting an integrated PHY design would have a positive impact on hardware, as it would eliminate the need for the extremely wide channels (from 2.16 GHz up to 8.64 GHz) used by WiGig products, thus avoiding expensive and power-hungry amplifiers. However, this would also introduce new challenges. When operating at mmWave frequencies, properly handling carrier frequency offset and phase noise caused by fluctuations in local oscillators becomes crucial. This is because synchronization errors increase linearly with carrier frequency, leading to significant impairments in OFDM-based systems with small subcarrier spacing. To address this issue, bandwidth and subcarrier spacing numerology need to be revisited, with the latter being flexible to upscale with channel width, similar to what is applied in 5G. Additionally, the FFT size should scale accordingly to avoid exponential increases in processing complexity for wider bandwidths.

Practical throughput gains: The losses due to a more rapid signal attenuation (or worse, blockage) may offset the benefits introduced by the adoption of wider bands. Depending on the distance between transmitter and receiver, operating at mmWave may incur a drastic reduction of the SINR and of the MCS employed with respect to sub-7 GHz operations, triggering a logarithmic loss in achievable rates. Additionally at

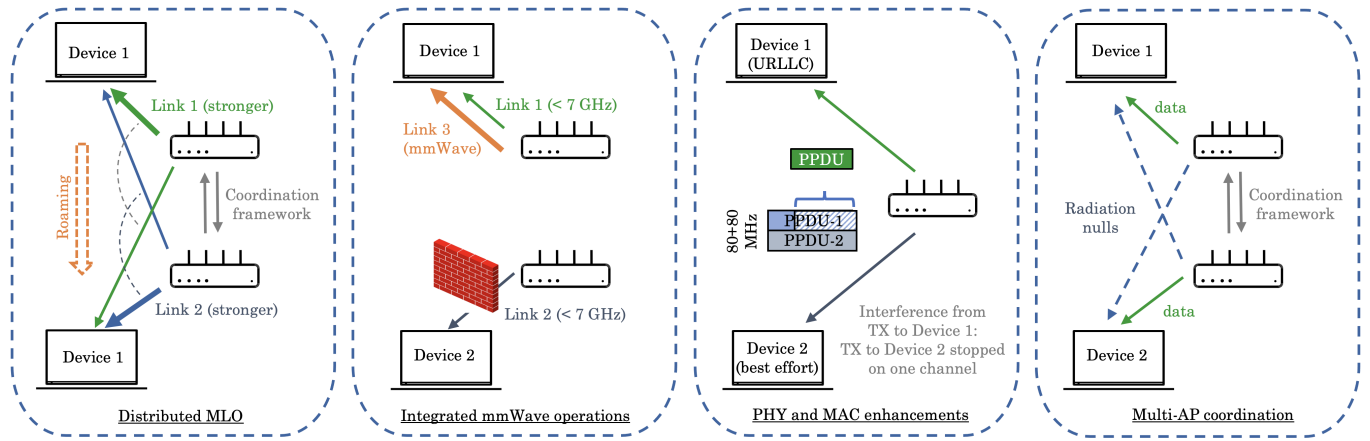


Fig. 2: Illustrative examples of the key features being investigated for Wi-Fi 8.

mmWave, antenna arrays must typically be used to beamform and boost signals to counteract the severe path loss, whereas in sub-7 GHz bands multiple antennas are leveraged to generate multiple parallel transmission streams, linearly increasing the throughput. To assess the cost-effectiveness of mmWave operations it is crucial to quantify realistic achievable data rates at 60 GHz compared to existing operations in the 6 GHz band.

Building atop the Wi-Fi 7 multi-link framework: In Section II, we discussed MLO as the key feature of Wi-Fi 7, enabling multiple links to operate jointly through a single association in 2.4, 5, and 6 GHz bands. The current discussion revolves around utilizing the multi-link framework as a mechanism to integrate sub-7 GHz and mmWave channels, offering several advantages. These include dynamically activating mmWave links when propagation conditions are favorable, and leveraging sub-7 GHz bands to exchange control information and handle normal operations (see Fig. 2, second example).

C. Determinism via PHY and MAC Enhancements

Wi-Fi 8 will incorporate PHY/MAC enhancements such as hybrid automatic repeat request (HARQ) and increasing the number of supported spatial streams from 8 to 16. The use of HARQ will allow devices to combine corrupted data units with their corresponding retransmissions to increase the probability of correct decoding, reducing latency in challenging channel conditions. The availability of additional spatial streams will enable more users to be served simultaneously, reducing their channel access time, and provide extra degrees of freedom to mechanisms such as coordinated beamforming (discussed later in this section). Additionally, other features building atop TXOP sharing functionalities will allow APs to share a portion of their obtained TXOPs with associated stations for transmitting uplink frames to the AP or for direct peer-to-peer communication with another station. The new features, combined with the aforementioned R-TWT mechanisms and TXOP sharing principles, already promise improvements in terms of reliability. However, further enhancements may be needed to support the arrival of unexpected or event-based time-sensitive traffic during large ongoing transmissions. An

interesting proposal to address this issue is the one of frame ‘preemption’, detailed below.

Preemption by the TXOP holder: To implement preemption within an ongoing PPDU transmission, a new multidimensional aggregated physical layer protocol data unit (A-PPDU) design is being studied. By aggregating multiple PPDU in both time and frequency, the TXOP holder can replace on the fly a best-effort PPDU with a time-sensitive one, interrupting the ongoing PPDU only over the necessary resource unit. For instance (see Fig. 2, third example), after receiving a time-sensitive packet directed to Device 1 (URLLC), the AP interrupts the ongoing transmission to Device 2 of PPDU 1 (upper 80 MHz resource unit) to transmit the new time-sensitive frame. An interesting and positive aspect of this approach is that it does not require changing the receiver design, as interrupted frames will simply be retransmitted later.

Preemption by a non-TXOP holder: To implement preemption when the device transmitting a time-sensitive frame is not the TXOP holder, a more challenging situation arises. In such a case, an effective preemption mechanism should aim to capture the ongoing TXOP by exploiting the temporal inter-frame spaces between transmitted PPDU, so that the time-sensitive frame can be squeezed in at the expense of the current data exchange. Another possibility is to allocate a short guard period at the end of all scheduled TXOPs, where only devices with time-sensitive traffic will be allowed to transmit.

D. Controlled Worst-Case Delay via AP Coordination

Random access makes it difficult to provide performance guarantees, which is why Wi-Fi 7 introduced R-TWT to reduce contention within a BSS. However, inter-BSS interactions are still governed by contention principles, even if the APs belong to the same administrative domain, making worst-case delays unpredictable. Wi-Fi 8 is expected to address this issue by introducing multi-AP coordination to achieve greater reliability and prevent channel access contentions, especially in dense and heavily loaded environments.

To this end, new protocols and frames will be necessary for discovering and managing multi-AP groups, sharing channel

and buffer state data between APs, and triggering coordinated multi-AP transmissions to minimize inter-BSS collisions and achieve a more efficient use of the spectrum through dynamic inter-AP resource management. AP coordination schemes in Wi-Fi 8 will range from basic to advanced, depending on the amount of data that must be exchanged between access points and the level of implementation complexity, and may include the ones described in the following.

Coordinated TDMA/OFDMA: Two basic approaches, respectively where a TXOP is divided in slots and sequentially allocated to different APs (TDMA) and where different portions of the band are allocated to different APs (OFDMA).

Joint transmission: An advanced approach, also known as *distributed MIMO*, involving non-co-located APs that jointly transmit or receive data from multiple STAs. Remarkably, this approach turns neighboring APs from potential interferers to servers. However, its implementation requires designing a new distributed CSMA/CA as well as ensuring tight synchronization in time, frequency, and phase among the transmitters. Joint data processing across multiple APs also requires an out-of-band backhaul link, whether wired or wireless.

Coordinated beamforming: An intermediate approach where collaborative APs suppress incoming OBSS interference in the spatial domain (see Fig. 2, fourth example). With coordinated beamforming (CBF), a next-generation multi-antenna AP can use its multiple spatial degrees of freedom to multiplex its STAs and place radiation nulls to and from neighboring non-associated STAs [15]. This approach makes the AP and its neighboring STAs mutually *invisible*, avoiding channel access contention, allowing concurrent collision-free transmissions, and improving worst-case latency as a byproduct. Although the specific implementation of CBF is still under discussion, it is likely to involve the following key elements:

- A control frame exchange between two or more collaborative APs to establish and maintain a coordination set. During this exchange, APs may communicate with OBSS STAs to acquire their channel state information (CSI) and configure necessary interference suppression through nulls towards a specific channel direction or subspace.
- A framework for dynamic and opportunistic spatial reuse, wherein a donor AP grants a transmission opportunity to an OBSS device on which the AP places a radiation null.
- CSI acquisition and data transmission phases, the former being necessary to design a filter for spatial multiplexing and bidirectional interference suppression, the latter to take advantage of the new spatial reuse opportunity.

While incurring a limited implementation complexity, CBF can circumvent channel contention and deliver a substantial worst-case latency reduction, as demonstrated next.

V. CASE STUDY: ULTRA HIGH RELIABILITY IN WI-FI 8

To assess the improvements in reliability provided by CBF, we consider the rightmost scenario in Fig. 2. Two APs, each with four antennas and a single associated STA equipped with two antennas, implement MLO on two 160 MHz shared links in the 6 GHz band. Each AP transmits two spatial streams to

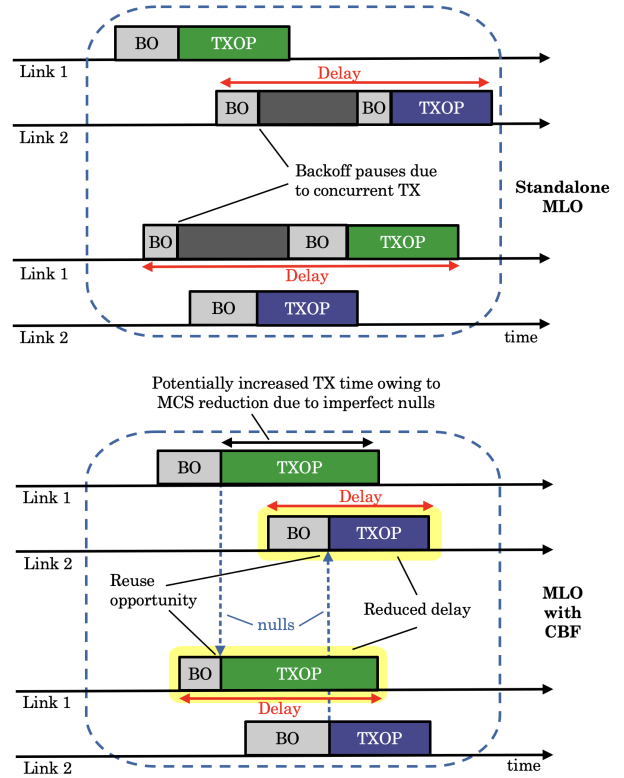


Fig. 3: Illustration of standalone MLO (top) and combined MLO with CBF (bottom). When CBF is enabled, imperfect nulling may result in the use of a lower MCS and larger transmission delays. However, this may be more than compensated for by the increased spatial reuse.

their respective STAs. The two APs also employ CBF and use their two remaining spatial degrees of freedom to create radiation nulls towards the other BSS, creating spatial reuse opportunities and avoiding contending for the medium.

As illustrated in Fig. 3, employing MLO with CBF (bottom) creates additional reuse opportunities and reduces the delay when compared to standalone MLO (top). However, placing imperfect nulls also entails a potentially longer transmission time due to an increased OBSS interference and an MCS reduction. We therefore evaluate the effect of an increasing accuracy in the null placement in Fig. 4, for which the full set of simulation parameters is reported in Table II.

Fig. 4 presents the median, 99%-tile, and 99.9999%-tile delay values obtained by combining MLO with CBF as the interference suppression accuracy increases from 10 to 30 dB. For comparison, the corresponding performance with standalone MLO is also displayed. The results show that when nodes contend for the medium with standalone MLO, the 99.9999% delay exceeds 100 ms. Such performance worsens when combining MLO with CBF with a null accuracy of just 10 dB, since the benefits of a higher spatial reuse are outweighed by the resulting increased interference and degraded MCS (down to 16-QAM 3/4). However, the trend is reversed when the null accuracy increases to 20 dB and above, as the reduction in MCS incurred is more than compensated for by

TABLE II: System-level simulation parameters for the case study.

Deployment & traffic	
AP locations	(5 m, 10 m) and (10 m, 10 m)
STA locations	(5 m, 12.5 m) and (10 m, 12.5 m)
Traffic arrivals	On/Off, both periods exponentially distributed with mean 4.15 ms (2 Gbps per AP)
MAC	
Buffer size, TXOP	10,240 packets, 5.484 ms max.
Frame aggregation	1024 frames max., 10% packet error rate
MLO mode	STR EMLMR
PHY	
Frequency band	6 GHz band with two 160 MHz channels
Channel model	IEEE 802.11ax (indoor residential)
Transmit power, noise	20 dBm, -174 dBm/Hz spectral density
MCS selection	SINR-based, highest: 4096-QAM 5/6
Number of antennas	4 per AP and 2 per STA
CBF nulling	Imperfect, ranging from 10 dB to 30 dB

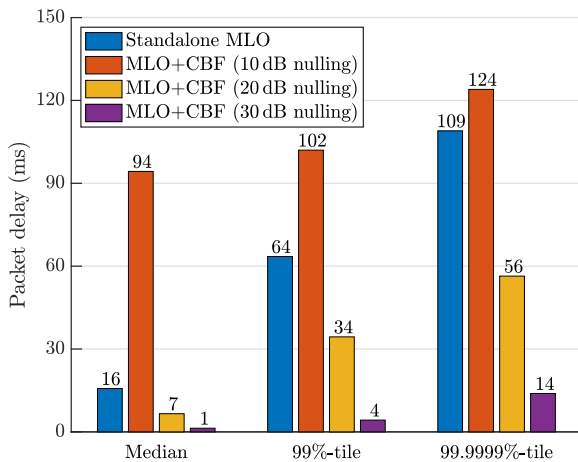


Fig. 4: Delay incurred by standalone MLO and when combining MLO with CBF under a variable nulling accuracy.

a lack of contention. An accuracy of 30 dB or more allows for the highest MCS (4096-QAM 5/6) and nearly an order of magnitude reduction in the 99.9999%-tile delay.

Fig. 4 shows that even with the latest Wi-Fi 7 features such as 4096-QAM and MLO, meeting low delay requirements with ultra-high reliability can be challenging in highly dense scenarios where all links are occupied. The primary source of randomness in Wi-Fi networks is contention, and CBF can address this issue and help Wi-Fi 8 support simultaneous transmissions and achieve near-deterministic operation.

VI. CONCLUSION

In this paper, we discussed why and how the Wi-Fi community is betting on ultra high reliability with 802.11bn. We began by reviewing the technical features of state-of-the-art Wi-Fi 7 and outlined upcoming use cases while sharing updates on standardization, certification, and spectrum regulation. We then explored the disruptive innovations that Wi-Fi 8 is likely to bring to meet new requirements that have previously been out of reach in the unlicensed spectrum. Finally, we presented a novel system-level study demonstrating how Wi-Fi 8 could

achieve ultra high reliability through a joint interworking of multi-link operation and spatial-domain AP coordination.

ACKNOWLEDGMENTS

This work was supported by the Spanish Research Agency through grants PID2021-123995NB-I00, PRE2019-088690, PID2021-123999OB-I00, and the “Ramón y Cajal” program.

REFERENCES

- [1] D. López-Pérez *et al.*, “IEEE 802.11be Extremely High Throughput: The next generation of Wi-Fi technology beyond 802.11ax,” *IEEE Communications Magazine*, vol. 57, no. 9, pp. 113–119, 2019.
- [2] A. García-Rodríguez *et al.*, “IEEE 802.11be: Wi-Fi 7 strikes back,” *IEEE Communications Magazine*, vol. 59, no. 4, pp. 102–108, 2021.
- [3] E. Khorov *et al.*, “Current status and directions of IEEE 802.11be, the future Wi-Fi 7,” *IEEE Access*, vol. 8, pp. 88 664–88 688, 2020.
- [4] C. Deng *et al.*, “IEEE 802.11be Wi-Fi 7: New challenges and opportunities,” *IEEE Communications Surveys & Tutorials*, vol. 22, no. 4, pp. 2136–2166, 2020.
- [5] M. Yang and B. Li, “Survey and perspective on extremely high throughput (EHT) WLAN—IEEE 802.11be,” *Mobile Networks and Applications*, vol. 25, no. 5, pp. 1765–1780, 2020.
- [6] C. Chen *et al.*, “Overview and performance evaluation of Wi-Fi 7,” *IEEE Communications Standards Magazine*, vol. 6, no. 2, pp. 12–18, 2022.
- [7] “IEEE 802.11-23/0480r0: UHR Proposed PAR,” <https://mentor.ieee.org/802.11/dcn/23/11-23-0480-00-0uhr-uhr-proposed-par.pdf>, 2023, accessed March 18, 2023.
- [8] E. Reshef and C. Cordeiro, “Future directions for Wi-Fi 8 and beyond,” *IEEE Communications Magazine*, pp. 1–7, 2022.
- [9] M. Carrascosa *et al.*, “An experimental study of latency for IEEE 802.11be multi-link operation,” in *Proc. IEEE ICC*, 2022, pp. 1–6.
- [10] M. Carrascosa *et al.*, “Understanding multi-link operation in Wi-Fi 7: Performance, anomalies, and solutions,” *arXiv:2210.07695*, 2022.
- [11] Á. López-Raventós and B. Bellalta, “Multi-link operation in IEEE 802.11be WLANs,” *IEEE Wireless Communications*, vol. 29, no. 4, pp. 94–100, 2022.
- [12] M. Nurchis and B. Bellalta, “Target wake time: Scheduled access in IEEE 802.11ax WLANs,” *IEEE Wireless Communications*, vol. 26, no. 2, pp. 142–150, 2019.
- [13] Hexa-X, “Deliverable D1.3: Targets and requirements for 6G – initial E2E architecture,” 2021.
- [14] S. Szott *et al.*, “Wi-Fi meets ML: A survey on improving IEEE 802.11 performance with machine learning,” *IEEE Communications Surveys & Tutorials*, vol. 24, no. 3, pp. 1843–1893, 2022.
- [15] G. Geraci *et al.*, “Operating massive MIMO in unlicensed bands for enhanced coexistence and spatial reuse,” *IEEE Journal on Selected Areas in Communications*, vol. 35, no. 6, pp. 1282–1293, 2017.

BIOGRAPHIES

Lorenzo Galati Giordano (SM’20) is Senior Research Engineer at Nokia Bell Labs, Germany. He has more than 15 years of academic and industrial experience in communication systems, protocols, and standards, resulting in tens of commercial patents, publications in prestigious books, journals, conferences, and standard contributions.

Giovanni Geraci (SM’19) is an Assistant Professor at Univ. Pompeu Fabra in Barcelona and he was previously with Nokia Bell Labs. He holds a dozen patents on wireless technologies and he received the IEEE ComSoc EMEA Outstanding Young Researcher Award as well as Best Paper Awards at IEEE PIMRC’19 and IEEE Globecom’22.

Marc Carrascosa is currently a Ph.D. candidate in the Wireless Networking group at Universitat Pompeu Fabra (UPF). His research interests are related to performance optimization in wireless networks. He obtained B.Sc. (2018) and M.Sc. (2019) degrees from UPF.

Boris Bellalta (SM’13) is a Full Professor at Universitat Pompeu Fabra (UPF). His research interests are in the area of wireless networks and performance evaluation, with emphasis on Wi-Fi technologies, and Machine Learning-based adaptive systems.