

Memorization Capacity of Neural Networks with Conditional Computation

Erdem Koyuncu
 Department of Electrical and Computer Engineering
 University of Illinois Chicago
 ekoyuncu@uic.edu

March 21, 2023

Abstract

Many empirical studies have demonstrated the performance benefits of conditional computation in neural networks, including reduced inference time and power consumption. We study the fundamental limits of neural conditional computation from the perspective of memorization capacity. For Rectified Linear Unit (ReLU) networks without conditional computation, it is known that memorizing a collection of n input-output relationships can be accomplished via a neural network with $O(\sqrt{n})$ neurons. Calculating the output of this neural network can be accomplished using $O(\sqrt{n})$ elementary arithmetic operations of additions, multiplications and comparisons for each input. Using a conditional ReLU network, we show that the same task can be accomplished using only $O(\log n)$ operations per input. This represents an almost exponential improvement as compared to networks without conditional computation. We also show that the $\Theta(\log n)$ rate is the best possible. Our achievability result utilizes a general methodology to synthesize a conditional network out of an unconditional network in a computationally-efficient manner, bridging the gap between unconditional and conditional architectures.

1 Introduction

1.1 Conditional Computation

Conditional computation refers to utilizing only certain parts of a neural network, in an input-adaptive fashion [5, 8, 9]. This can be done through gating mechanisms combined with a tree-structured network, as in the case of “conditional networks” [19] or neural trees and forests [22, 35, 40]. Specifically, depending on the inputs or some features extracted from the inputs, a gate can choose its output sub-neural networks that will further process the gate’s input features. Another family of conditional computation methods are the so-called early-exit architectures [12, 20, 36]. In this case, one typically places classifiers at intermediate layers of a large network. This makes it possible to exit at a certain layer to reach a final verdict on classification, if the corresponding classifier is confident enough of its decision.

Several other sub-techniques of conditional computation exist and have been well-studied, including layer skipping [14], channel skipping in convolutional neural networks [11], or reinforcement learning methods for input-dependent dropout policies [4]. Although there are many diverse methods [15], the general intuitions as to why conditional computation can improve the performance of neural networks remain the same: First, the computation units are chosen in an adaptive manner to process the features that are particular to the given input pattern. For example, a cat image is ideally processed by only “neurons that are specialized to cats.” Second, one allocates just enough computation units to a given input, avoiding a waste of resources. The end result is various benefits relative to a network without conditional computation, including reduced computation time, and power/energy consumption [21]. Achieving these benefits are especially critical in edge networks with resource-limited devices [23, 24]. Moreover, conditioning incurs minimal loss, or in some cases, no loss in learning performance.

Numerous empirical studies have demonstrated the benefits of conditional computation in many different settings. Understanding the fundamental limits of conditional computation in neural networks is thus crucial,

but has not been well-investigated in the literature. There is a wide body of work on a theoretical analysis of decision tree learning [26], which can be considered as an instance of conditional computation. These results are, however, not directly applicable to neural networks. In [6], a feature vector is multiplied by different weight matrices, depending on the significant bits of the feature vector, resulting in an exponential increase in the number of free parameters of the network (referred to as the capacity of the network in [6]). On the other hand, the potential benefits of this scheme have not been formally analyzed.

1.2 Memorization Capacity

In this work, we consider the problem of neural conditional computation from the perspective of memorization capacity. Here, the capacity refers to the maximum number of input-output pairs of reasonably-general position that a neural network of a given size can learn. It is typically expressed as the minimum number of neurons or weights required for a given dataset of size, say n .

Early work on memorization capacity of neural networks include [2, 27, 34]. In particular, [2] shows that, for thresholds networks, $O(n)$ neurons and weights are sufficient for memorization. This sufficiency result is later improved to $O(\sqrt{n})$ neurons and $O(n)$ weights by [31, 39]. There are also several studies on other activation functions, especially the Rectified Linear Unit (ReLU), given its practicality and wide utilization in deep learning applications. Initial works [16, 42] show that $O(n)$ neurons and weights are sufficient for memorization in the case of ReLU networks. This is improved to $O(\sqrt{n})$ weights and $O(n)$ neurons in [41]. In addition, [30] proves the sufficiency of $O(n^{2/3})$ weights and neurons, and finally, [38] shows that memorization can be achieved with only $O(\sqrt{n})$ weights and neurons, up to logarithmic factors. For the sigmoid activation function, it is known that $O(\sqrt{n})$ neurons and $O(n)$ weights [18], or $O(n^{2/3})$ weights and neurons [30] are sufficient. Memorization and expressivity have also been studied in the context of specific network architectures such as convolutional neural networks [7, 29].

The aforementioned achievability results have also been proven to be tight in certain cases. A very useful tool in this context is the Vapnik-Chervonenkis (VC) dimension [37]. In fact, applying the VC dimension theory to neural networks [1], it can be shown that the number of neurons and weights should be both polynomial in the size of the dataset for successful memorization. Specifically, $\Omega(\sqrt{n})$ weights and $\Omega(n^{1/4})$ neurons are optimal for ReLU networks, up to logarithmic factors. We will justify this statement later on for completeness.

1.3 Scope, Main Results, and Organization

We analyze the memorization capacity of neural networks with conditional computation. We describe our neural network and the associated computational complexity models in Section 2. We describe a general method to synthesize conditional networks from unconditional networks in Section 3. We provide our main achievability and converse results for memorization capacity in Sections 4 and 5, respectively. We draw our main conclusions in Section 6. Some of the technical proofs are provided in the supplemental material.

We note that this paper is specifically on analyzing the theoretical limits on neural conditional computation. In particular, we show that n input-output relationships can be memorized using a conditional network that needs only $O(\log n)$ operations per input or inference step. The best unconditional architecture requires $O(\sqrt{n})$ operations for the same task. This suggests that conditional models can offer significant time/energy savings as compared to unconditional architectures. In general, understanding the memorization capacity of neural networks is a well-studied problem of fundamental importance and is related to the expressive power of neural networks. A related but separate problem is generalization, i.e. how to design conditional networks that can not only recall the memory patterns with reasonable accuracy but also generalize to unseen examples. The “double-descent” phenomenon [3, 28] suggests that the goals of memorization and generalization are not contradictory and that a memorizing network can potentially also generalize well. A further investigation of this phenomenon in the context of conditional networks, and the design of conditional networks for practical datasets remains beyond the scope of the present work.

Notation: Unless specified otherwise, all vector variables are column vectors. We use ordinary font (such as u) for vectors, and the distinction between a vector and scalar will be clear from the context. The symbols O , Ω , and Θ are the standard Bachmann–Landau symbols. Specifically, $f_n \in O(g_n)$ means there is a constant $C > 0$ such that $f_n \leq Cg_n$ for sufficiently large n . On the other hand, if $f_n \in \Omega(g_n)$, then there

is a constant $C > 0$ such that $f_n > Cg_n$ for sufficiently large n . We write $f_n \in \Theta(g_n)$ if $f_n \in O(g_n)$ and $f_n \in \Omega(g_n)$. The set \mathbb{R}^p is the set of all p -dimensional real-valued column vectors. The superscript $(\cdot)^T$ is the matrix transpose. The function $\mathbf{1}(\cdot)$ is the indicator function, and $\lceil \cdot \rceil$ is the ceiling operator. A function $f(x)$ of variable x is alternatively expressed as the mapping $x \mapsto f(x)$. Operator $\text{rank}(\cdot)$ is the rank of a matrix. Finally, $\|\cdot\|$ is the Euclidean norm.

2 System Model

2.1 Unconditional Feedforward Networks

Consider an ordinary unconditional feedforward network of a homogeneous set of neurons, all of which have the same functionality. We also allow skip connections, which are mainly utilized for the generality of the model for converse results (The construction in our achievability results also skip layers, but at most one layer at a time). Formally, we consider an L -layer network with the ReLU operation $\phi(x) = \max\{0, x\}$, and the input-output relationships

$$y_\ell = \phi\left(W_\ell [y_{\ell-1}^T \cdots y_0^T]^T\right), \ell = 1, \dots, L, \quad (1)$$

where y_0 is the input to the neural network, y_ℓ is the output at Layer ℓ , and y_L is the neural network output. Also, W_ℓ is the weight matrix at Layer ℓ of appropriate dimensions.

2.2 Measuring the Cost of Computation

A recurring theme of the paper will be to calculate the output of a neural network given an arbitrary input, however with low computational complexity. In particular, in (1), given the outputs of Layer $\ell - 1$, the calculation of the outputs of Layer ℓ can be accomplished through multiplication with matrix W_ℓ , followed by the activation functions. Each ReLU activation function can be implemented via a simple comparison given local fields. Hence, calculation of the output of Layer ℓ can be accomplished with $O(\dim W_\ell)$ operations (multiplications, additions, and comparisons), and the output y_L of the entire network can be calculated using $O(\sum_\ell \dim W_\ell)$ operations. Here, $\dim W_\ell$ represents the product of the number of rows and columns in W_ℓ . In other words, $\dim W_\ell$ is the number of dimensions in W_ℓ . Hence, in unconditional architectures, the number of operations to calculate the output of the network is essentially the same (up to constant multipliers) as the number of weights in the network. With regards to our basic measure of complexity, which relies on counting the number of operations, one can argue that multiplication is more complex than addition or comparison, and hence should be assigned a larger complexity. We hasten to note that the relative difficulty of different operations will not affect our final results, which will have an asymptotic nature.

It is instructive to combine the $O(\sum_\ell \dim W_\ell)$ complexity baseline with the memorization results described in Section 1. Let $X = \{x_1, \dots, x_n\} \subset \mathbb{R}^p$ be a dataset of inputs. Let $d_1, \dots, d_n \in \mathbb{R}^r$ be the corresponding desired outputs. In the memorization task, one wishes to design a network that can provide an output of d_i for an input of x_i for each $i \in \{1, \dots, n\}$. It is known that, up to logarithmic factors, $O(\sqrt{n})$ weights and neurons are sufficient for memorization of n patterns [38]. It follows from the discussion in the paragraph above that $O(\sqrt{n})$ operations sufficient to recall a stored memory pattern (i.e. to calculate the output of the neural network for a given x_i). The goal of this paper is to accomplish the same task using much fewer operations required per input. Specifically, we will show how to do perfect recall using only $O(\log n)$ operations per input. We shall later show that $\Theta(\log n)$ is, in fact, the best possible rate.

2.3 Conditional Networks

In order to achieve perfect recall using a subpolynomial number of operations, we use the idea of conditional computation. The conditioning model that we utilize in this work is a simple but general scenario where we allow executing different sub-neural networks depending on how an intermediate output of the network compares to some real number. Each conditioning is thus counted as one operation. Formally, we describe a conditional neural network via a rooted full binary tree where every vertex has either 0 or 2 children. Every vertex is a sequence of operations of the form $\mathbf{v}_{n+1} \leftarrow \phi(\beta_n \mathbf{v}_n + \cdots + \beta_1 \mathbf{v}_1)$, where β_1, \dots, β_n are

weights, and variables v_1, \dots, v_n are either (i) inputs to the neural network, or (ii) defined as new variables preceding v_{n+1} at the same vertex or at one of the ancestor vertices. Every edge is a conditioning $v \circ \beta$, where v should be defined at any one of the vertices that connects the edge to the root node, β is a constant weight, and $\circ \in \{\leq, <, =, \neq, >, \geq\}$. We assume that the two edges connected to the same vertex correspond to complementary conditions; e.g. $v_1 < 3$ and $v_1 \geq 3$.

An example conditional network, expressed in algorithmic form, is provided in Algorithm 1, where u represents the input, o is the output, and the subscripts are the vector components. For example, if the input is a vector u with $u_1 > 3$, resulting in an intermediate feature vector with $z_3 \neq 5$, then two operations are incurred due to the conditionings in Lines 1 and 5, and $O(\dim(W_1) + \dim(W_2) + \dim(W_5))$ operations are accumulated due to neural computations.

Our model encompasses various neural conditional computation models in the literature. One example is early exit architectures [13,20,36]. As described in Section 1, a typical scenario is where one places intermediate

classifiers to a deep neural network. If an intermediate classifier is confident enough of a decision, then an “early exit” is performed with the corresponding class decision. Here, one skips subsequent layers, saving computation resources. The decision to exit is often a simple threshold check, e.g. whether one of the soft probability outputs of the intermediate classifier exceeds a certain threshold. Hence, most early exit networks can be modeled via the simple if-else architecture described above. Mixture of experts (MoE) architectures [10,33] can also be realized under our model. In this case, there are multiple gating networks, each of which is responsible for one expert. One routes a feature vector to only a subset of experts whose gating networks have the largest outputs. The choice of experts can be accomplished through if-else statements. For example, for two gates and experts, the gate with the largest output can be found by comparing the difference between the two gates’ outputs against zero.

Another gating approach that can be realized as a special case of our model can be found in [6].

Algorithm 1 An example conditional neural network

```

1: if  $u_1 > 3$  then
2:    $z = \phi(W_2\phi(W_1u))$ 
3:   if  $z_3 = 5$  then
4:      $o = \phi(W_4z)$ 
5:   else
6:      $o = \phi(W_5z)$ 
7:   end if
8: else
9:    $o = \phi(W_3u)$ 
10: end if

```

3 Synthesizing a Conditional Network out of an Unconditional Network

Consider an arbitrary unconditional network as in (1), whose implementation requires $O(\sum_{\ell} \dim W_{\ell})$ operations, as discussed in Section 2.2. Suppose that the network is well-trained in the sense that it can already provide the output d_i for a given input x_i , for every $i \in \{1, \dots, n\}$. Out of such an unconditional network, we describe here a general methodology to synthesize a conditional network that requires much fewer than $O(\sum_{\ell} \dim W_{\ell})$ operations, while keeping the input-output relationships $x_i \mapsto d_i$, $i \in \{1, \dots, n\}$ intact.

We first recall some standard terminology [17]. Consider the neuron $[x_1, \dots, x_n] \mapsto \phi(\sum_i x_i w_i)$. We refer to x_1, \dots, x_n as the neuron inputs, and w_1, \dots, w_n as the neuron weights. We can now provide the following definition.

Definition 1. *Suppose that the activation function satisfies $\phi(0) = 0$. Given some fixed input to a neural network, a neuron with at least one non-zero input is called an active neuron. A neuron that is not active is called an inactive or a deactivated neuron. A weight is called active if it connects an active neuron to another active neuron and is non-zero. A weight is called inactive if it is not active.*

The source of the phrase “inactive” is the following observation: Consider an input to the neural network and the corresponding output. By definition, we will obtain the same output after removing all inactive neurons from the network for the same input. We can simply “ignore” inactive neurons. Likewise, we can remove any inactive weight and obtain the same output.

Our idea is to condition the computation on the set of active neurons and the corresponding active weights. Note that removing the inactive weights and neurons does not change the network output. Moreover, often the number of active weights given an input can be significantly lower than the overall number of neurons of the unconditional architecture (which determines the number of operations required to perform inference

on the unconditional network), resulting in huge computational savings. The complication in this context is that the set of inactive weights depends on the network input. Fortunately, it turns out that determining the set of active weights can be accomplished with fewer operations than actually computing the local fields or outputs of the corresponding active neurons. The final result is provided by the following theorem.

Theorem 1. *Consider an arbitrary dataset $X = \{x_1, \dots, x_n\} \subset \mathbb{R}^p$ of inputs. Let $d_1, \dots, d_n \in \mathbb{R}^r$ be the corresponding desired outputs. Suppose that the unconditional neural network defined by (1) satisfies the desired input-output relationships in the sense that for any i , if the input to the network is x_i , then the output is d_i . Also suppose that the input x_i results in ω_i active weights. Then, there is a conditional network that similarly satisfies all desired input output relationships, and for every i , performs at most $p + 4\omega_i$ operations given input x_i .*

Proof. (Sketch) By an “input configuration,” we mean a certain subset of neurons that are active at a certain layer of the unconditional “base” network. We represent input configurations by binary vectors where “0” represents an inactive neuron, while “1” represents an active neuron. As an example, the input configuration $[1\ 0\ 1]^T$ refers to a scenario where only the first and the third neurons at the layer is active. Analogous to input configurations, “output configurations” are binary vectors that represent whether neurons provide zero or non-zero outputs. For example, an output configuration of $[1\ 1\ 0]^T$ means that only the first and the second neurons provide a non-zero output.

Consider first an unconditional network without skip connections. The key idea is to observe that, given the output configuration of Layer $\ell - 1$, one can uniquely obtain the input configuration of Layer ℓ . Hence, a conditional network can be designed to operate in the following manner: Given an input, we first find the output configuration OC_0 at Layer 0, which is nothing but the non-zero components of the input vector. This can be done by p conditioning statements, where p is the input dimension. The result is a unique input configuration IC_1 at Layer 1. Meanwhile, we can obtain the output y_1 of Layer 1 by only calculating the outputs of neurons that correspond to the non-zero components of IC_1 , since other neurons at Layer 1 are guaranteed to have all-zero inputs and thus provide zero output. This can be accomplished via $O(a_\ell)$ multiplications and additions, where a_ℓ represents the number of active weights in Layer ℓ . Then, we find the output configuration OC_1 at Layer 1, using $|\text{IC}_1|$ conditioning statements on y_1 . Having obtained OC_1 , we can similarly find the Layer 2 input configuration and output. The conditional network processes the remaining layers recursively in the same manner. The functionality of the unconditional network is reproduced exactly so all input-output relationships are satisfied. Given that $\sum_\ell a_\ell = \omega_i$, the total complexity is $p + O(\omega_i)$. We refer to the complete proof in Appendix A for the precise bound and generalization to networks with skip connections. \square

The proof of the theorem in Appendix A suggests that the true complexity is closer to $2\omega_i$ than the actual formal upper bound provided in the theorem statement. The number $2\omega_i$ stems from the ω_i additions and ω_i multiplications that are necessary to calculate the local fields of active neurons.

Theorem 1 shows that a design criterion to come up with low computational-complexity neural networks might be to put a constraint on the number of active weights given any training input to an ordinary, unconditional feedforward architecture. Using the theorem, we can synthesize a conditional neural network with the same functionality as the unconditional feedforward network. In the next section, we will apply this idea to the problem of memorization capacity.

We conclude this section by noting that Theorem 1 may prove to be useful in other applications. For example, any method that results in sparse representations or weights, such as pruning, will result in many inactive neurons and weights. Sparsity is useful; however, unstructured sparsity is difficult to exploit: For example, multiplying by a matrix half of whose entries are zero at random positions will likely be as difficult as multiplying by a random matrix without sparsity constraints. The construction in Theorem 1 may provide computational savings for such scenarios.

Another observation is how Theorem 1 can potentially simplify the design of conditional networks. In any conditional architecture, an important question is where to place the decision gates that route information to different parts of the network. It is a combinatorially very difficult if not impossible to optimize a heterogeneous collection of "ordinary neurons" and "gates." Such an optimization is also completely unsuitable for a gradient approach. Hence, most previous works provide some empirical guidelines for gate placement, and do not optimize over the gate locations once they are placed according to these guidelines. The message of

Theorem 1 is that there is no need to distinguish between gates and neurons. All that needs to be done is to train an unconditional network consisting only of ordinary neurons to be as “inactive” as possible, e.g. by increased weight sparsity through regularization [25]. The theorem can then construct a conditional network that can exploit the sparsity to the fullest, placing the gates automatically.

4 Memorization with Low Computational Complexity

In this section, we introduce our ReLU network to memorize the input-output relationships $x_i \mapsto d_i$, $i = 1, \dots, n$. Our network will only yield $O(\log n)$ active neurons and weights per input. Application of Theorem 1 will then imply a conditional network that can achieve perfect recall with only $O(\log n)$ operations per input, as desired.

Given a neural network f , and an input x to f , let $A(x; f)$ and $W(x; f)$ denote the number of active neurons and active weights, respectively. Our feedforward ReLU network construction is provided by the following theorem.

Theorem 2. *Let $X = \{x_1, \dots, x_n\} \subset \mathbb{R}^p$ be a dataset of input patterns such that for every $i, j \in \{1, \dots, n\}$ with $i \neq j$, we have $x_i \neq x_j$. Let $\bar{x}_i = [\frac{1}{x_i}] \in \mathbb{R}^q$, where $q = 1 + p$, be the augmented dataset patterns for biasing purposes. Let $d_1, \dots, d_n \in \mathbb{R}^r$ be the corresponding desired outputs. Suppose every component of d_i is non-negative for each $i \in \{1, \dots, n\}$. Then, there is a neural network $f : \mathbb{R}^q \rightarrow \mathbb{R}^r$ such that for every $i \in \{1, \dots, n\}$, we have $f(\bar{x}_i) = d_i$,*

$$A(\bar{x}_i; f) \leq 2(q+1)\lceil \log_2 n \rceil + q + r \in O(r + q \log n), \quad (2)$$

$$W(\bar{x}_i; f) \leq 12q(q+1)\lceil \log_2 n \rceil + (r+2)q + r - 2 \in O(rq + q^2 \log n). \quad (3)$$

Proof. (Sketch) We provide an illustrative sketch of the proof. Suppose we wish to memorize the two-dimensional dataset given by Fig. 1a. We can divide the datasets to two parts via a line, the resulting two parts to further two sub-parts, and so on, until reaching singletons, as shown in Fig. 1b. The overall network architecture that achieves the performance in the statement of the theorem is then shown in Fig. 2. The initial block \mathbf{T} is a basic preprocessing translation. The “switch” \mathbf{S}_{ij} corresponds to the line parameterized by weights w_{ij} in Fig. 1b. The switch \mathbf{S}_{ij} routes the zero vector to one output path and copy its input to the other output path, depending on the side of the w_{ij} -line its input vector resides. The switches are followed by ReLU neurons with weights γ_i . These neurons map the corresponding input pattern on the active path to its desired output. Finally, the output of the γ_i -neurons are accumulated. As an example, the signals on the graph for input pattern \bar{x}_6 is provided, with $\bar{x}_6 \triangleq \mathbf{T}(\bar{x}_6)$. In general, all input-output relationships are satisfied with $O(\log n)$ active neurons per dataset sample. We refer to the complete proof in Appendix B for the precise bounds. \square

Corollary 1. *Let x_i, d_i , $i = 1, \dots, n$ be a sequence of arbitrary input-output pairs as stated in Theorem 2. Then, there is a conditional network that, for every i , provides an output of d_i whenever the input is x_i by performing only $O(rq + q^2 \log n)$ operations.*

Proof. We apply the synthesis procedure in Theorem 1 to the network constructed in Theorem 2. An alternative more “direct” proof (that does not need Theorem 1) is to implement the gating blocks \mathbf{S}_{ij} in Fig. 1 via if-else conditioning statements, resulting in a similar architecture. \square

We recall that for ReLU networks without conditional computation, the best achievability result [38] requires $O(\sqrt{n \log n})$ neurons and weights for memorizing a dataset of size n . Since the construction in [38] is not optimized for conditional computation, it is easily observed that every input activates all $O(\sqrt{n \log n})$ neurons and weights of the network, resulting in $O(\sqrt{n \log n})$ active weights per input. In fact, the remarkable construction in [38] is a narrow network of a finite width of only 12, but depth $O(\sqrt{n \log n})$. Even if every input activates only one neuron at each layer, one obtains $O(\sqrt{n \log n})$ active neurons or arithmetic operations per input. In contrast, we only need $O(\log n)$ active weights or operations (via Corollary 1) per input.

The fact that one cannot fundamentally achieve a sub-polynomial number of neurons without conditional computation is an easy consequence of the VC dimension theory. In our setting, the VC dimension corresponds to the cardinality of the largest dataset that can be memorized. Hence, upper bounds on the VC

dimension translate to lower bounds on the memorization capacity. In this context, [1, Theorem 8.6] provides an $O(n_w^2)$ upper bound on the VC dimension for ReLU networks, where n_w denotes the number of weights in the network. Since any upper bound on the VC dimension is also an upper bound on the cardinality of the largest possible dataset that can be memorized, we have $n \in O(n_w^2)$. It follows that $n_w \in \Omega(\sqrt{n})$ weights are the best possible for ReLU networks without conditional computation, meaning that the results of [38] are optimal up to logarithmic factors. Also, using the bound $n_w \leq n_e^2$, where n_e is the number of neurons in the network (equality holds in the extreme scenario where every neuron is connected to every other neuron, including itself), we obtain the necessity of $\Omega(n^{1/4})$ neurons.

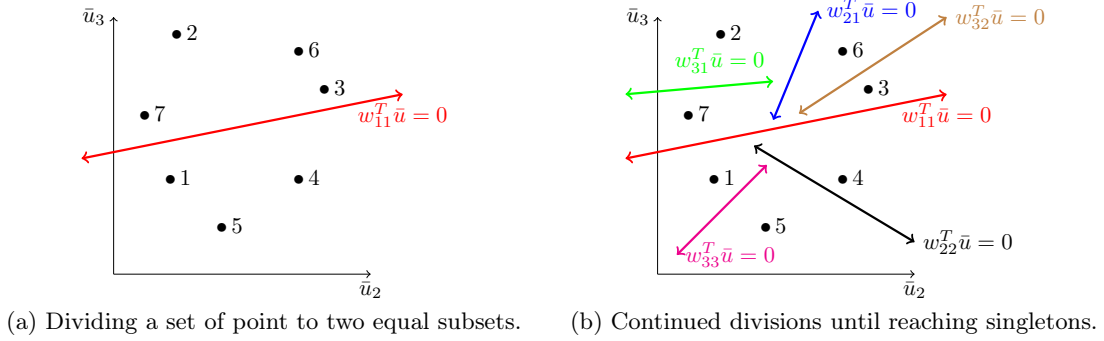


Figure 1: The divide and conquer strategy.

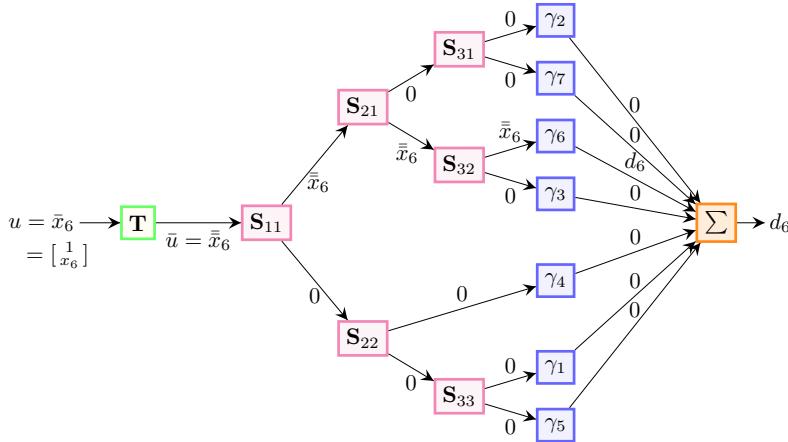


Figure 2: An example network architecture for the achievability result. The block \mathbf{T} represents the transformation in Step 1. Blocks \mathbf{S}_{ij} are the routing switches. Blocks γ_i represent ReLU neurons with weights γ_i , and the Σ block represents a ReLU neuron with all-one weights.

In contrast to the deep and narrow architecture that is optimal for unconditional computation, the network that achieves the performance in Theorem 2 is considerably wider but much shallower. In fact, the proof in Appendix B reveals that our network has width $O(n)$, with $O(n)$ nodes, and depth $O(\log n)$. These numbers are a consequence of the classical binary decision tree that we utilize in our network construction. Thanks to conditional computation, although the network has $O(n)$ nodes, every dataset pattern activates only $O(\log n)$ neurons instead of $O(\sqrt{n})$ neurons without conditional computation. Note that the function $\log n$ grows much slower than \sqrt{n} so that the number of neurons activated by the conditional computation is asymptotically negligible relative to an unconditional network. Moreover, every neuron in the conditional computation network has a bounded number of q weights. The two facts translate to big savings in terms of the cost of computation, thanks to Theorem 1. An interesting open problem that we shall leave as future work is whether one can achieve the same performance with a much smaller network size, e.g. with $O(\sqrt{n})$ neurons, which is known to be optimal. This will also help reduce the size of the network synthesized by Theorem 1.

It should be mentioned that the bounds (2) and (3) on the number of active neurons and weights as stated in Theorem 2 holds only for input patterns that belong to the dataset. For such patterns, only one path from the input to the output of the neural network is activated. The global behavior of the neural network for arbitrary inputs is more complex. A careful analysis of the construction in Appendix B reveals that near the decision boundaries (the lines in Fig. 1b), multiple paths of the network are activated, This will result in more active neurons and weights than what is suggested by the upper bounds in (2) and (3), respectively. However, the measure of such pathological inputs can be made arbitrarily small by tuning the switches appropriately.

5 Ultimate Computational Limits to Memory Recall

In the previous section, we showed that $O(\log n)$ operations is sufficient to perfectly recall one of n input-output relationships. We now analyze the necessary number of operations per input for successful recall. Our main result in this context is provided by the following theorem.

Theorem 3. *Let the input vectors $x_1, \dots, x_n \in \mathbb{R}^p$ and the corresponding desired output vectors $d_1, \dots, d_n \in \mathbb{R}$ satisfy the following property:*

- *The matrix $\begin{bmatrix} x_{i_1} & \cdots & x_{i_{p+1}} \\ d_{i_1} & \cdots & d_{i_{p+1}} \end{bmatrix}$ has rank $p + 1$ for any subset $\{i_1, \dots, i_{p+1}\}$ of $\{1, \dots, n\}$.*

Suppose that a conditional network f satisfies the desired input-output relationships: For every i , the output of the network is d_i whenever the input is x_i . Also, assume that the number of operations performed on each x_i is bounded above by some $\alpha \geq 0$. Then, we have $\alpha \geq \log_2 \frac{n}{p} \in O(\log n)$.

Proof. Since there are at most α operations per input, there are at most α comparisons per input as well, counting the comparisons needed to implement the neuron activation functions. We can represent the entire conditional computation graph/network as a binary tree where the distance between the root and a leaf node is at most α . This results in tree of at most 2^α leaf nodes. Each node of the tree compares real numbers to intermediate variables, which are linear functions of network inputs or other intermediate variables. Assume now the contrary to the statement of the theorem, i.e. the number of operations for every input is at most α , all input-output relationships are satisfied, but $n > 2^\alpha p$. Since there are at most 2^α leaf nodes, there is at least one leaf node that admits $1 + p$ inputs (i.e. there are $1 + p$ input patterns of the dataset such that the corresponding path over the tree ends at the leaf node). Without loss of generality, suppose the indices for these inputs are $\{1, \dots, 1 + p\}$. Writing down the input output relationship of the network for the leaf node, we obtain

$$[d_1 \cdots d_{1+p}] = W_0[x_1 \cdots x_{1+p}] \tag{4}$$

for some $q \times p$ matrix W_0 . This relationship follows, as by fixing a path on the tree, we obtain the unique linear transformation W_0 that maps the inputs to the neural network to its outputs. According to the Rouché–Capelli theorem [32, Theorem 2.38], a necessary condition for the existence of W_0 to solve (4) is

$$\text{rank}([x_1 \cdots x_{p+1}]) = \text{rank}\left(\begin{bmatrix} x_1 & \cdots & x_{p+1} \\ d_1 & \cdots & d_{p+1} \end{bmatrix}\right). \tag{5}$$

On the other hand, as a result of the rank condition stated in the theorem, the left hand side rank evaluates to p , while the right hand side evaluates to $1 + p$. We arrive at a contradiction, which concludes the proof of the theorem. \square

The condition on the dataset and the desired outputs that appear in the statement of Theorem 3 is, up to a certain extent, necessary for the lower bound to hold. For example, if the desired outputs can simply be obtained as a linear transformation of inputs, then one only needs to perform a constant number of operations for each input to obtain the desired outputs, and the lower bound becomes invalid. In this context, the rank condition ensures that subsets of outputs cannot be obtained as linear functions of inputs. However, it should also be mentioned that the condition is not particularly restrictive in limiting the class of datasets where

the theorem holds. For example, if the components of the dataset members and the corresponding desired outputs are sampled in an independent and identically distributed manner over any continuous distribution with positive support, it can be shown that the rank condition will hold with probability 1. Hence, it can be argued that almost all datasets satisfy the rank condition and thus obey the converse result.

Corollary 1 has shown that n patterns can be memorized using $O(\log n)$ operations per input. The matching $\Omega(\log n)$ lower bound in Theorem 3 proves that the $\Theta(\log n)$ rate is the best possible. However, the two results do not resolve how the number of operations should scale with respect to the input and output dimensions.¹ This aspect of the problem is left as future work.

6 Conclusions and Discussions

We have studied the fundamental limits to the memorization capacity of neural networks with conditional computation. First, we have described a general procedure to synthesize a conditional network out of an ordinary unconditional feedforward network. According to the procedure, the number of operations required to perform inference on an input in the synthesized conditional network becomes proportional to the number of so-called “active weights” of the unconditional network given the same input. This reduces the problem of designing good conditional networks to the problem of designing ordinary feedforward networks with a low number of active weights or nodes. Using this idea, we have shown that for ReLU networks, $\Theta(\log n)$ operations per input is necessary and sufficient for memorizing a dataset of n patterns. An unconditional network requires $\Omega(\sqrt{n})$ operations to achieve the same performance. We also described a method to synthesize a conditional network out of an unconditional network in a computationally-efficient manner.

One direction for future work is to study the memorization capacity for a sum-constraint, as opposed to a per-input constraint on the number of operations. While a per-input constraint makes sense for delay-sensitive applications, the sum-constrained scenario is also relevant for early-exit architectures, where there is a lot of variation on the size of active components of the network. Extensions of our results to different activation functions or to networks with bounded bit complexity can also be considered. In this context, [38] shows that, for every $\epsilon \in [0, \frac{1}{2}]$, $\Theta(n^\epsilon)$ weights with $\Theta(n^{1-\epsilon})$ bit complexity is optimal for memorizing n patterns, up to logarithmic factors. This result was proven under a mild separability condition, which restricts distinct dataset patterns to be δ -separated in terms of Euclidean distance. The optimality of the results of [38] suggests that under a similar separability condition, the bit complexity of our designs can also potentially be reduced without loss of optimality. This will remain as another interesting direction for future work.

Many neural network architectures rely heavily on batch computation because matrix multiplications can be performed very efficiently on modern processors. In this context, one disadvantage of conditional architectures is their general misalignment with the idea of batching. Nevertheless, if there are not too many branches on the network, and if the branch loads are balanced, each subbranch can still receive a relatively large batch size. Fortunately, only a few gates can promise significant performance gains [10]. More work is needed, however, to make networks with aggressive conditioning more efficient in the batch setting. In this context, our synthesis theorem can potentially enable conditional networks to be trained as if they are unconditional, enabling batch computation. We note that in techniques like soft-gating [33], a batch also traverses the entire computation graph during training [20].

The main goal of this paper has been to derive theoretical bounds on the memorization capacity. More research is clearly needed for practical methods to train neural networks that can effectively utilize conditional computation and also generalize well. We hope that the constructions and theoretical bounds provided in this paper will motivate further research in the area.

Acknowledgments

This work was supported in part by National Science Foundation (NSF) under Grant CNS-2148182 and in part by Army Research Lab (ARL) under Grant W911NF-2120272.

¹Although Theorem 3 only considers scalar desired outputs, it can easily be extended to the multi-dimensional case. In fact, a successful memorization of, say, two-dimensional output vectors with $o(\log n)$ active neurons would imply the successful memorization of scalar outputs with the same number of neurons (simply by ignoring the neurons that provide the second component of the output), contradicting Theorem 3.

References

- [1] Martin Anthony, Peter L Bartlett, Peter L Bartlett, et al. *Neural network learning: Theoretical foundations*. Cambridge University Press, 1999.
- [2] Eric B Baum. On the capabilities of multilayer perceptrons. *Journal of Complexity*, 4(3):193–215, 1988.
- [3] Mikhail Belkin, Daniel Hsu, Siyuan Ma, and Soumik Mandal. Reconciling modern machine-learning practice and the classical bias–variance trade-off. *Proceedings of the National Academy of Sciences*, 116(32):15849–15854, 2019.
- [4] Emmanuel Bengio, Pierre-Luc Bacon, Joelle Pineau, and Doina Precup. Conditional computation in neural networks for faster models. *arXiv preprint arXiv:1511.06297*, 2015.
- [5] Yoshua Bengio, Nicholas Léonard, and Aaron Courville. Estimating or propagating gradients through stochastic neurons for conditional computation. *arXiv preprint arXiv:1308.3432*, 2013.
- [6] Kyunghyun Cho and Yoshua Bengio. Exponentially increasing the capacity-to-computation ratio for conditional computation in deep learning. *arXiv preprint arXiv:1406.7362*, 2014.
- [7] Nadav Cohen and Amnon Shashua. Convolutional rectifier networks as generalized tensor decompositions. In *International Conference on Machine Learning*, pages 955–963. PMLR, 2016.
- [8] Andrew Davis and Itamar Arel. Low-rank approximations for conditional feedforward computation in deep neural networks. *arXiv preprint arXiv:1312.4461*, 2013.
- [9] David Eigen, Marc’Aurelio Ranzato, and Ilya Sutskever. Learning factored representations in a deep mixture of experts. *arXiv preprint arXiv:1312.4314*, 2013.
- [10] William Fedus, Barret Zoph, and Noam Shazeer. Switch transformers: Scaling to trillion parameter models with simple and efficient sparsity. *JMLR*, 23(120):1–39, 2022.
- [11] Xitong Gao, Yiren Zhao, Łukasz Dudziak, Robert Mullins, and Cheng-zhong Xu. Dynamic channel pruning: Feature boosting and suppression. In *ICLR*, May 2019.
- [12] Alperen Gormez, Venkat Dasari, and Erdem Koyuncu. Class means as an early exit decision mechanism. In *IJCNN*, 2022.
- [13] Alperen Gormez and Erdem Koyuncu. Class based thresholding in early exit semantic segmentation networks. *arXiv:2210.15621*, 2022.
- [14] Alex Graves. Adaptive computation time for recurrent neural networks. *arXiv preprint arXiv:1603.08983*, 2016.
- [15] Yizeng Han, Gao Huang, Shiji Song, Le Yang, Honghui Wang, and Yulin Wang. Dynamic neural networks: A survey. *IEEE Transactions on Pattern Analysis and Machine Intelligence*, 2021.
- [16] Moritz Hardt and Tengyu Ma. Identity matters in deep learning. In *International Conference on Learning Representations*, 2016.
- [17] Simon Haykin. *Neural networks and learning machines, 3rd edition*. Pearson, 2008.
- [18] Guang-Bin Huang. Learning capability and storage capacity of two-hidden-layer feedforward networks. *IEEE Transactions on Neural Networks*, 14(2):274–281, 2003.
- [19] Yani Ioannou, Duncan Robertson, Darko Zikic, Peter Kotschieder, Jamie Shotton, Matthew Brown, and Antonio Criminisi. Decision forests, convolutional networks and the models in-between. *Microsoft Research Technical Report*, 2016.
- [20] Yigitcan Kaya, Sanghyun Hong, and Tudor Dumitras. Shallow-deep networks: Understanding and mitigating network overthinking. In *International Conference on Machine Learning*, June 2019.

- [21] Minkyu Kim and Jae-Sun Seo. An energy-efficient deep convolutional neural network accelerator featuring conditional computing and low external memory access. *IEEE Journal of Solid-State Circuits*, 56(3):803–813, 2020.
- [22] Peter Kotschieder, Madalina Fiterau, Antonio Criminisi, and Samuel Rota Bulo. Deep neural decision forests. In *IEEE International Conference on Computer Vision*, December 2015.
- [23] Pengzhen Li, Erdem Koyuncu, and Hulya Seferoglu. Respipe: Resilient model-distributed dnn training at edge networks. In *ICASSP*, 2021.
- [24] Pengzhen Li, Hulya Seferoglu, Venkat R Dasari, and Erdem Koyuncu. Model-distributed dnn training for memory-constrained edge computing devices. In *LANMAN*, 2021.
- [25] Christos Louizos, Max Welling, and Diederik P Kingma. Learning sparse neural networks through l₀ regularization. In *International Conference on Learning Representations*, 2018.
- [26] Oded Z Maimon and Lior Rokach. *Data mining with decision trees: theory and applications*. World scientific, 2014.
- [27] GJ Mitchison and RM Durbin. Bounds on the learning capacity of some multi-layer networks. *Biological Cybernetics*, 60(5):345–365, 1989.
- [28] Preetum Nakkiran, Gal Kaplun, Yamini Bansal, Tristan Yang, Boaz Barak, and Ilya Sutskever. Deep double descent: Where bigger models and more data hurt. *Journal of Statistical Mechanics: Theory and Experiment*, 2021(12):124003, 2021.
- [29] Quynh Nguyen and Matthias Hein. Optimization landscape and expressivity of deep cnns. In *International conference on machine learning*, pages 3730–3739. PMLR, 2018.
- [30] Sejun Park, Jaeho Lee, Chulhee Yun, and Jinwoo Shin. Provable memorization via deep neural networks using sub-linear parameters. In *Conference on Learning Theory*, August 2021.
- [31] Shashank Rajput, Kartik Sreenivasan, Dimitris Papailiopoulos, and Amin Karbasi. An exponential improvement on the memorization capacity of deep threshold networks. *Neurips*, 2021.
- [32] Igor R Shafarevich and Alexey O Remizov. *Linear algebra and geometry*. Springer Science & Business Media, 2012.
- [33] Noam Shazeer, Azalia Mirhoseini, Krzysztof Maziarz, Andy Davis, Quoc Le, Geoffrey Hinton, and Jeff Dean. Outrageously large neural networks: The sparsely-gated mixture-of-experts layer. *International Conference on Learning Representations*, 2017. arXiv preprint arXiv:1701.06538.
- [34] Eduardo Sontag. Remarks on interpolation and recognition using neural nets. *Advances in Neural Information Processing Systems*, 3, 1990.
- [35] Ryutaro Tanno, Kai Arulkumaran, Daniel Alexander, Antonio Criminisi, and Aditya Nori. Adaptive neural trees. In *International Conference on Machine Learning*, June 2019.
- [36] Surat Teerapittayanon, Bradley McDanel, and Hsiang-Tsung Kung. Branchynet: Fast inference via early exiting from deep neural networks. In *ICPR*, December 2016.
- [37] Vladimir N Vapnik and A Ya Chervonenkis. On the uniform convergence of relative frequencies of events to their probabilities. In *Measures of Complexity*. 2015.
- [38] Gal Vardi, Gilad Yehudai, and Ohad Shamir. On the optimal memorization power of ReLU neural networks. In *International Conference on Learning Representations*, April 2022.
- [39] Roman Vershynin. Memory capacity of neural networks with threshold and rectified linear unit activations. *SIAM Journal on Mathematics of Data Science*, 2(4):1004–1033, 2020.

- [40] Yongxin Yang, Irene Garcia Morillo, and Timothy M Hospedales. Deep neural decision trees. *arXiv preprint arXiv:1806.06988*, 2018.
- [41] Chulhee Yun, Suvrit Sra, and Ali Jadbabaie. Small relu networks are powerful memorizers: a tight analysis of memorization capacity. *Advances in Neural Information Processing Systems*, 32, 2019.
- [42] Chiyuan Zhang, Samy Bengio, Moritz Hardt, Benjamin Recht, and Oriol Vinyals. Understanding deep learning (still) requires rethinking generalization. In *International Conference on Learning Representations*, April 2017.

A Proof of Theorem 1

We describe the proof of Theorem 1 in two major steps as follows. We will repeat some of the steps in the sketch of the proof for completeness.

Step-1: By an “input configuration,” we mean a certain subset of neurons that are active at a certain layer of the unconditional “base” network. We represent input configurations by binary vectors where “0” represents an inactive neuron, while “1” represents an active neuron. As an example, the input configuration $[101]^T$ refers to a scenario where only the first and the third neurons at the layer is active. We follow the convention that all components of the input vectors are “active” nodes.

Analogous to input configurations, “output configurations” are binary vectors that represent whether neurons provide zero or non-zero outputs. For example, an output configuration of $[110]^T$ means that only the first and the second neurons provide a non-zero output. At Layer 0, or the input layer, we follow the convention that the output configuration represents whether the components of the input are zero or non-zero.

For our purposes, the significance of input and output configurations is the following observation: Suppose that, at Layer ℓ of an unconditional network, a particular input y_0 provides the input and output configurations IC_ℓ and OC_ℓ , respectively. In particular, we have $\text{OC}_0 = \mathbf{1}(y_0 \neq 0)$. According to the neural network input-output relationship in (1), and the definition of input and output configurations, we have the identity

$$\text{IC}_\ell = \mathbf{1}(\mathbf{1}(W_\ell \neq 0)[\text{OC}_{\ell-1}^T \cdots \text{OC}_0^T]^T \neq 0), \quad (6)$$

where $\mathbf{1}(\cdot)$ represents the indicator function, applied component-wise. In other words, knowing the output configurations of preceding Layers $0, \dots, \ell - 1$, we can uniquely determine the input configuration of Layer ℓ . To see why (6) holds, note that some Neuron j at Layer ℓ is active (and thus $\text{IC}_{\ell,j} = 1$) if it admits at least one non-zero input from any one of the previous layers, multiplied by a corresponding non-zero weight in W_ℓ . The indicator functions encode this criterion.

Exploiting the above observation that output configurations imply unique input configurations, the first step of the proof is thus to construct what we call a “configuration tree.” The configuration tree is a directed rooted tree, where nodes at Depth ℓ correspond to all possible sequences of output configurations from neural network Layers $0, \dots, \ell - 1$, which imply a unique input configuration at Layer ℓ . We only need to consider the sequences induced by the training set. We represent vertices of the tree by the sequence of output configurations and the unique input configuration that is induced by them (The inclusion of the induced input configuration to the vertex information is thus superfluous and mainly to make the exposition clearer.). The only exception is the root of the tree, which is represented by an all-1 vector of dimension p . This corresponds to the unique input configuration of Layer 0 (all components of the input are considered “active.”). Edges between vertices represent an output configuration that maps the sequence of output configurations to an input configuration.

We construct the configuration tree by showing the inputs to the neural network one by one. We begin with the first element x_1 of the dataset. The corresponding input configuration $\text{IC}_0 = [1 \cdots 1]^T$ at Layer 0 is already available on the tree as the root node. As the next step, we determine the output configuration $\text{OC}_0 = \mathbf{1}(x_1 \neq 0)$ at Layer 0. Knowing the output configuration OC_0 , we can uniquely determine the input configuration $\text{IC}_1 = \mathbf{1}(\mathbf{1}(W_1 \neq 0)\text{OC}_0 \neq 0)$ at Layer 1. We add $(\text{OC}_0, \text{IC}_1)$ as a new vertex to Depth 1 of the tree. We create an edge with label OC_0 to connect the root node IC_0 to $(\text{OC}_0, \text{IC}_1)$. We continue by finding the output configuration at Layer 1. Knowing the output configurations OC_1 and OC_0 , we can uniquely determine

the input configuration IC_2 at Layer 2, which we add as the vertex $(\text{OC}_1, \text{OC}_0, \text{IC}_2)$ to Depth 2. We create an edge with label OC_1 to connect $(\text{OC}_0, \text{IC}_1)$ to $(\text{OC}_1, \text{OC}_0, \text{IC}_2)$. We continue in the same manner for all subsequent layers, and then for all samples in the dataset.

The formal construction of the configuration tree is provided in Algorithm 2. Edges are defined as triplets, where the first two components are the endpoints, and the last component is the edge label.

Algorithm 2 An algorithm to construct the configuration tree

```

1:  $\mathcal{V} \leftarrow \{[1 \cdots 1]^T\}$ . ▷ Initialize the tree with a root node but no edges.
2:  $\mathcal{E} \leftarrow \emptyset$ .
3: for  $i = 1$  to  $n$  do
4:    $y_0 \leftarrow x_i$  ▷ A dataset input to the neural network.
5:    $\overline{\text{OC}}_{-1} = \emptyset$  ▷ A convention specific to this algorithm.
6:    $\text{IC}_0 \leftarrow [1 \cdots 1]^T$ . ▷ All input components are active by convention.
7:   for  $\ell = 1$  to  $L$  do
8:      $\overline{y}_{\ell-1} \leftarrow [y_{\ell-1}^T \cdots y_0^T]^T$ . ▷ Outputs of all Layers  $< \ell$  are inputs to Layer  $\ell$ .
9:      $\overline{\text{OC}}_{\ell-1} \leftarrow \mathbf{1}(\overline{y}_{\ell-1} \neq 0)$ . ▷ Output configurations of all inputs to Layer  $\ell$ .
10:     $\text{IC}_\ell \leftarrow \mathbf{1}(\mathbf{1}(W_\ell \neq 0) \overline{\text{OC}}_{\ell-1} \neq 0)$ . ▷ Same formula as (6).
11:     $\mathcal{V} \leftarrow \mathcal{V} \cup \{(\overline{\text{OC}}_{\ell-1}, \text{IC}_\ell)\}$ .
12:     $\mathcal{E} \leftarrow \mathcal{E} \cup \{(\overline{\text{OC}}_{\ell-2}, \text{IC}_{\ell-1}), (\overline{\text{OC}}_{\ell-1}, \text{IC}_\ell), \text{OC}_{\ell-1}\}$ .
13:     $y_\ell \leftarrow \phi(W_\ell \overline{y})$ .
14:     $\text{OC}_\ell \leftarrow \mathbf{1}(y_\ell \neq 0)$ .
15:  end for
16: end for

```

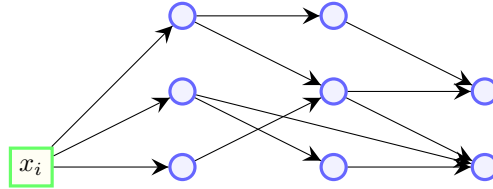


Figure 3: An example network for demonstrating the construction of the configuration tree.

Example 1. As an example of the construction of the configuration tree, consider the network in Fig. 3 with one dimensional inputs and two dimensional outputs. We consider a dataset with two samples $n = 2$. Suppose that the first input $x_1 \neq 0$ provides the input configurations $[1 \ 1 \ 1]$, $[1 \ 1 \ 0]$, $[1 \ 0]$, and output configurations $[1 \ 0 \ 1]$, $[1 \ 0 \ 0]$, $[1 \ 0]$, at Layers 1, 2, 3, respectively. Then, after processing x_1 , the tree will consist of all blue/white nodes in Fig. 4 and the edges between them. Note that the last components of all vertices represent the input configurations, while edges represent the output configurations. Hence, the node $101, 1, 110$ at Depth 2 of the tree represents the scenario where only the first and the second neurons in the second layer are active (have at least one non-zero input). Since there are 2 active neurons, there are 4 possible output configurations: $000, 010, 011$, and 110 . In particular, the output configuration 010 implies an input configuration of 11 at Depth 3 (Layer 3). This is because, Node 2 of Layer 2 is connected to both neurons at Layer 3, and a non-zero output of this neuron implies a non-zero input to Layer 3 neurons. Now, suppose the second input $x_2 \neq 0$ provides the input configurations $[1 \ 1 \ 1]$, $[0 \ 1 \ 0]$, $[1 \ 1]$, and

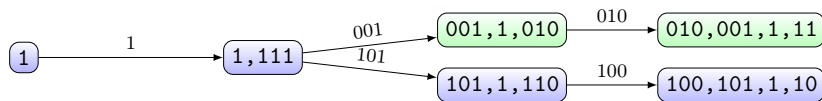


Figure 4: One configuration tree corresponding to the network in Fig. 3.

output configurations $[001]$, $[010]$, $[11]$, at Layers 1, 2, 3, respectively. Then, the construction of the tree is completed as shown in Fig. 4. \square

Step-2: We now construct the conditional network itself out of the configuration tree. In fact, the conditional network will follow the same structure as the configuration tree, traversing from the root of the tree to one of the leaves as we calculate the output for a given input to the neural network. As in the case of the configuration tree, we calculate the layer outputs sequentially one at a time. First, we find the output of Layer 1. Given any input y_0 to the network, the input configuration IC_0 at Layer 0 is the all-one vector of dimension p . The conditional network first compares against all possible output configurations that are found at the configuration tree at Layer 0, which correspond to edges connected to the root node. Since the input dimension is p , this can be done through p nested binary conditions. Moreover, p operations are sufficient to reach the “leaves” of p nested conditions. An example of this step is provided in Algorithm 3 for a two-dimensional input $[u_1 u_2]^T$. In general, at each of the 2^p leaves of nested conditions, we uniquely know the output configuration OC_0 at Layer 0, as well as the input configuration IC_1 at Layer 1 via the configuration tree. At Layer 1, we only need to calculate the outputs of the neurons indicated by the input configuration IC_1 , since other neurons are guaranteed to have all-zero inputs and thus provide zero output. This yields the output y_1 of the entire Layer 1. At this stage, we have obtained the input y_1 to the second layer (possibly in addition to y_0 , the skip connections from inputs, that we already know), and the input configuration IC_1 at Layer 1. We proceed recursively in the same manner described above: That is to say, $|\text{IC}_1|$ nested binary conditions are utilized to determine the output configuration OC_1 . Together with OC_0 , this yields the input configuration IC_2 at Layer 2 as well as the Layer 2 outputs y_2 . Outputs for all subsequent layers are determined in a similar fashion.

Algorithm 3 Two nested binary conditions

```

1: if  $u_1 = 0$  then
2:   if  $u_2 = 0$  then
3:     ...
4:   else
5:     ...
6:   end if
7: else
8:   if  $u_2 = 0$  then
9:     ...
10:  else
11:    ...
12:  end if
13: end if

```

Algorithm 4 Construction of the conditional network out of the configuration tree. In the algorithm, x is the input to the neural network. Outputs are provided in the variable y_L .

- 1: Replace the root node with $y_0 \leftarrow x$.
- 2: Replace any edge of the form $((\overline{\text{OC}}_{\ell-2}, \text{IC}_{\ell-1}), (\overline{\text{OC}}_{\ell-1}, \text{IC}_{\ell}), \text{OC}_{\ell-1})$ with the conditioning statement

$$\text{If } \mathbf{1}(y_{\ell-1}[\text{IC}_{\ell-1}] \neq 0) = \text{OC}_{\ell-1}[\text{IC}_{\ell-1}], \text{ then} \tag{7}$$

- 3: Replace any vertex of the form $(\overline{\text{OC}}_{\ell-1}, \text{IC}_{\ell})$ with

$$y_{\ell}[\text{IC}_{\ell}] = \phi(W_{\ell}[\text{IC}_{\ell}, \overline{\text{OC}}_{\ell-1}] \bar{y}_{\ell-1}[\overline{\text{OC}}_{\ell-1}]), \tag{8}$$

where $\bar{y}_{\ell-1} \triangleq [y_{\ell-1}^T \cdots y_0^T]^T$.

The construction of the conditional network is formally stated in Algorithm 4. In the description of the algorithm, for any vector $a = [a_1 \cdots a_n]$, and binary vector $b = [b_1 \cdots b_n] \in \{0, 1\}^n$, we use the notation that $a[b]$ to represent the $\|b\|_1$ -dimensional vector consisting only of components a_i such that $b_i = 1$. Here, $\|\cdot\|_1$ is the 1-norm, counting the number of non-zero components for the case of a binary vector. Likewise, for a matrix W , the notation $W[b_1, b_2]$ represents the $\|b_1\|_1 \times \|b_2\|_1$ matrix where we only consider those rows and columns of W as indicated by the non-zero components of b_1 and b_2 , respectively. For example, $[6, 9, 7][1, 0, 1] = [6, 7]$, and $[\begin{smallmatrix} 3 & 6 \\ 1 & 4 \\ 4 & 7 \end{smallmatrix}][[0, 1], [0, 1, 1]] = [4, 7]$. Note that the conditioning statements in Line 2 are actually implemented via nested binary conditions as described in Algorithm 3. We have presented the nested conditionings in their compact form shown in Line 2 for a clearer exposition.

Let us now show that the conditional network as constructed in Algorithm 4 satisfies the statement of the theorem. In particular, it provides the same output as the unconditional network over the dataset. This can be shown by induction. Suppose the network manages to correctly calculate all outputs and input/output

configurations up to and including Layer $\ell - 1$ for a certain input with the exception of $\mathbf{OC}_{\ell-1}$, which is yet to be determined. At the conditional network graph, we are then “at the end of” vertex $(\overline{\mathbf{OC}}_{\ell-2}, \mathbf{IC}_{\ell-1})$, having just executed (7) for $\ell \leftarrow \ell - 1$. A combination of (7) and (8) will now determine $\mathbf{OC}_{\ell-1}$, \mathbf{IC}_{ℓ} , and y_{ℓ} . Suppose that the true values for these variables are \mathbf{O} , \mathbf{I} , and \mathbf{y} , respectively. We will thus show that $\mathbf{OC}_{\ell-1} = \mathbf{O}$, $\mathbf{IC}_{\ell} = \mathbf{I}$ and $y_{\ell} = \mathbf{y}$. We first note that in (7), we will have an edge with $\mathbf{OC}_{\ell-1} = \mathbf{O}$. This follows as the conditional network is constructed out of the configuration tree, which itself is constructed from the dataset. Since \mathbf{O} exists on the configuration tree, so it should on the conditional network tree. The conditional network then transitions to (8) with $\mathbf{OC}_{\ell-1} = \mathbf{O}$ and $\mathbf{IC}_{\ell} = \mathbf{I}$. Here, the input configuration is correctly calculated as it is unique given previous output configurations. It follows that (8) is calculated correctly so that $y_{\ell} = \mathbf{y}$.

We now evaluate the computational complexity. Note that, Line 2 of Algorithm 4 can be implemented via $|\mathbf{IC}_{\ell-1}|_1$ nested binary conditions, requiring $|\mathbf{IC}_{\ell-1}|_1$ operations. We now evaluate the cost of Line 3, where only the outputs of active nodes of Layer ℓ are calculated. Let a_{ℓ} denote the number of active nodes at Layer ℓ . Line 3 performs at most a_{ℓ} multiplications and a_{ℓ} additions to calculate the local fields of these active neurons. Calculating the active neuron outputs through ReLU activation functions require a further $|\mathbf{IC}_{\ell}|_1$ comparisons or operations. Hence, Line 3 requires $2a_{\ell} + |\mathbf{IC}_{\ell}|_1$ operations at most. Traversing from the root to a leaf of the computation graph, the total number of operations is at most $p + 2 \sum_{\ell=1}^L (a_{\ell} + |\mathbf{IC}_{\ell}|_1)$. Since, at each layer, there should be as many active neurons as there are active weights, we have $|\mathbf{IC}_{\ell}|_1 \leq a_{\ell}$. Substituting this estimate to the previous bound, we obtain the same upper bound in the statement of the theorem. This concludes the proof of Theorem 1.

One aspect of the conditional network, as constructed in Algorithm 4 is that certain inputs that do not belong to the dataset may end up in conditions for which no output is defined. This occurs when one of the bins or vertices induced by the nested binary conditions in Line 2 (and as exemplified in Algorithm 3) remains empty. Since the main focus of this work is memorization of a dataset, we are not concerned with the network operation for such inputs. Nevertheless, the network operation can easily be generalized so that the output is well-defined for any input, e.g. simply by removing the binary condition with one or two empty bins, and reconnecting any children of the removed condition to the condition’s parent.

B Proof of Theorem 2

We explicitly construct the neural network that achieves the performance as provided in the theorem statement. Our construction relies on several steps as described in the following:

Step-1: Let $u = [u_1 u_2 \cdots u_q]^T$ be the input to the neural network, where $u_1 = 1$. Let $\bar{u} = [\bar{u}_1 \bar{u}_2 \cdots \bar{u}_q]^T$ represent the output of the first layer. First, we translate the dataset vectors such that every component of the translated vectors is positive. We also provide a skip connection for the constant input 1 at the first component. For the former purpose, given $j \in \{1 \dots, p\}$, let x_{ij} denote the j th component of dataset pattern x_i . We define the constant

$$M = 1 + \max_{i \in \{1, \dots, n\}} \max_{j \in \{1, \dots, p\}} |x_{ij}|. \quad (9)$$

The input-output relationships of the first layer is then expressed as

$$\bar{u}_1 = u_1 = 1. \quad (10)$$

$$\bar{u}_j = \phi \left(\begin{bmatrix} u_1 \\ u_j \end{bmatrix}^T \begin{bmatrix} M \\ 1 \end{bmatrix} \right), j = 2, \dots, q. \quad (11)$$

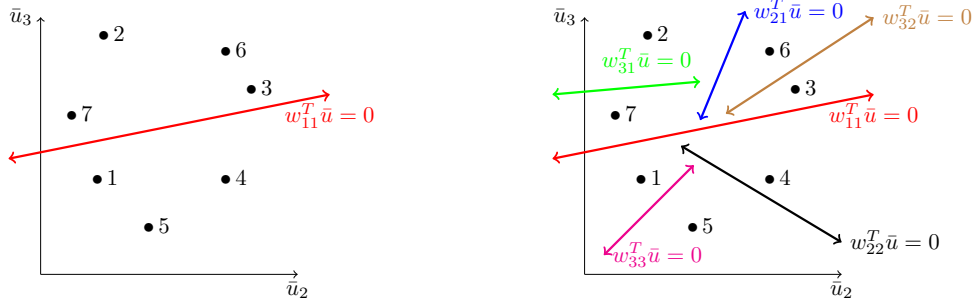
In particular, if $u = \bar{x}_i$ for some $i \in \{1, \dots, n\}$, then

$$\bar{u}_j = \phi(u_j + M) = u_j + M, j = 2, \dots, q. \quad (12)$$

The last equality follows as $u_j + M = x_{ij} + M$ is positive by the definition of M . Hence, for the dataset members, the output after the first layer of neurons is an additive translation by the vector $[0 M \cdots M]^T$. There are $p = q - 1$ active neurons in the first layer.

Step-2: For a clearer exposition, we first describe the step through an example. We follow a divide and conquer strategy resembling a binary search, which is illustrated in Fig. 5. Suppose that the inputs are

two-dimensional $p = 2$ and the outputs are scalars $q = 1$. In Fig. 5a, we show the second and the third components $[\bar{u}_2 \ \bar{u}_3]^T$ of 7 dataset patterns after the first layer, together with the indices of the patterns. We also show a line $w_{11}^T \bar{u} = 0$ that separates the set of points to two subsets such that one side of the line contains $\lceil \frac{7}{2} \rceil = 4$ points, and the other side of the line contains the remaining 3 points. We will formally show later that, given m points, a separation where one side of the hyperplane contains exactly $\lceil \frac{m}{2} \rceil$ of the points is always possible in general.



(a) Dividing a set of point to two equal subsets. (b) Continued divisions until reaching singletons.

Figure 5: The divide and conquer strategy. This figure is a duplicate of Fig. 1 in order to make the proof easier to follow.

Once an even division or separation is achieved, the next step is to design what we call a “switching network”. Switching networks are small two-layer neural networks that can be parametrized by any number of points greater than 1. Let 0_q denote the q -dimensional all-zero column vector. Roughly speaking, for the scenario in Fig. 5a, the corresponding switching network maps the input $\bar{u} \in \mathbb{R}^3$ to $\begin{bmatrix} \bar{u} \\ 0_3 \end{bmatrix} \in \mathbb{R}^6$ if \bar{u} remains “above” the line $w_{11}^T \bar{u} = 0$, and to $\begin{bmatrix} 0_3 \\ \bar{u} \end{bmatrix}$ if \bar{u} remains “below” the line.² We can now feed the first 3 components of the output of the switch to one subnetwork, and the last 3 components to another subnetwork. The two subnetworks are disconnected except that they share different components of the same output as inputs. The first subnetwork follows the same divide and conquer strategy with a switch, but only for the four points that remain over the line $w_{11}^T \bar{u} = 0$. The second subnetwork similarly processes the three points that remain under the line $w_{11}^T \bar{u} = 0$. The goal of the all-zero outputs is to deactivate one subnetwork when it is no longer relevant to process a given input. Subnetworks have “subsubnetworks” and so on until one arrives at a singleton dataset sample at each partition, as shown in Fig. 5b.

Before proceeding to the next step, we formalize the constructions in Step 2 via the following lemma.

Lemma 1. For $m \geq 2$, let $a_1, \dots, a_m \in \mathbb{R}^q$ be distinct input patters whose first components equal 1.

[i] There exists $w \in \mathbb{R}^q$, such that

$$|\{i : w^T a_i < 0\}| = \lceil \frac{m}{2} \rceil, \quad (13)$$

$$|\{i : w^T a_i > 0\}| = m - \lceil \frac{m}{2} \rceil. \quad (14)$$

[ii] Suppose further that the components of a_i s are all non-negative. Let $w \in \mathbb{R}^q$ satisfy (13) and (14). Let 0_q represent the q -dimensional all-zero vector. There is a two-layer network $\mathbf{S} : \mathbb{R}^q \rightarrow \mathbb{R}^{2q}$ that satisfies the input-output relationships

$$\mathbf{S}(a_i) = \begin{cases} \begin{bmatrix} a_i \\ 0_q \end{bmatrix}, & w^T a_i < 0, \\ \begin{bmatrix} 0_q \\ a_i \end{bmatrix}, & w^T a_i > 0. \end{cases}, \quad i = 1, \dots, m. \quad (15)$$

²More precisely, there will be a small margin around the separating hyperplane where the aforementioned input-output relationships may fail. It turns out that this technical complication poses no issues for the patterns that we wish to memorize, as the margin can be made arbitrarily small.

The network has $2q + 2$ neurons. Two of the $2q + 2$ neurons have q weights, and the remaining $2q$ neurons have 2 weights.

Proof. Let us first prove [i]. Let $\bar{a}_i = [a_{i,2}, \dots, a_{i,q}]^T$ denote the $(q - 1)$ -dimensional vector consisting of all but the first component of a_i (which equals 1). First, we show the existence of $\bar{w} \in \mathbb{R}^{q-1}$ such that $\bar{w}^T \bar{a}_i \neq \bar{w}^T \bar{a}_j, \forall i \neq j$, or equivalently

$$\bar{w}^T (\bar{a}_i - \bar{a}_j) \neq 0, \forall i \neq j. \quad (16)$$

Since the input patterns a_i s are distinct, so are \bar{a}_i s, and thus $\bar{a}_i - \bar{a}_j$ are non-zero vectors. It follows that any unit norm \bar{w} sampled uniformly at random on $\{x \in \mathbb{R}^q : \|x\| = 1\}$ satisfies (16) with probability 1. Let us now order the resulting $(\bar{w}^T \bar{a}_i)$ s in ascending order as

$$\bar{w}^T \bar{a}_{i_1} < \dots < \bar{w}^T \bar{a}_{i_{\lfloor \frac{m}{2} \rfloor}} < \bar{w}^T \bar{a}_{i_{\lfloor \frac{m}{2} \rfloor + 1}} < \dots < \bar{w}^T \bar{a}_{i_m}, \quad (17)$$

for some permutation i_1, \dots, i_m of $1, \dots, m$. We can now tune the bias as

$$\bar{w} \triangleq -\frac{1}{2} \left(\bar{w}^T \bar{a}_{i_{\lfloor \frac{m}{2} \rfloor}} + \bar{w}^T \bar{a}_{i_{\lfloor \frac{m}{2} \rfloor + 1}} \right). \quad (18)$$

The effect of the bias is the ordering (note the zero in the middle)

$$\bar{w} + \bar{w}^T \bar{a}_{i_1} < \dots < \bar{w} + \bar{w}^T \bar{a}_{i_{\lfloor \frac{m}{2} \rfloor}} < 0 < \bar{w} + \bar{w}^T \bar{a}_{i_{\lfloor \frac{m}{2} \rfloor + 1}} < \dots < \bar{w} + \bar{w}^T \bar{a}_{i_m}. \quad (19)$$

Therefore, the choice $w = [\frac{\bar{w}}{\bar{w}}]$ satisfies conditions (13) and (14). This concludes the proof of [i].

We now prove [ii]. Let

$$C_1 \triangleq 1 + \max_{i \in \{1, \dots, m\}} \max_{j \in \{1, \dots, q\}} |a_{ij}|, \quad (20)$$

$$C_2 \triangleq \min_{i \in \{1, \dots, m\}} |w^T a_i|. \quad (21)$$

Let $v = [v_1 \dots v_q]^T \in \mathbb{R}^q$ represent an input to the neural network \mathbf{S} that we shall construct. Also, let $v^+ = [v_1^+ \dots v_q^+]^T$ and $v^- = [v_1^- \dots v_q^-]^T \in \mathbb{R}^q$ denote the first and the last q components of the $2q$ -dimensional output of \mathbf{S} . We thus have $\mathbf{S}(v) = [\frac{v^+}{v^-}]$, and set

$$v_j^+ = \phi \left(\begin{bmatrix} v_j \\ y^+ \end{bmatrix}^T \begin{bmatrix} 1 \\ -\frac{C_1}{C_2} \end{bmatrix} \right), \quad v_j^- = \phi \left(\begin{bmatrix} v_j \\ y^- \end{bmatrix}^T \begin{bmatrix} 1 \\ -\frac{C_1}{C_2} \end{bmatrix} \right), \quad j \in \{1, \dots, q\}, \quad (22)$$

where $y^+ = \phi(w^T v)$ and $y^- = \phi(-w^T v)$. Let us now verify (15). Consider some index i with $w^T a_i < 0$, and suppose $v = a_i$. For any $j \in \{1, \dots, q\}$, we have

$$v_j^+ = \phi(v_j - \frac{C_1}{C_2} y^+) = \phi(v_j) = \phi(a_{ij}) = a_{ij}. \quad (23)$$

The last equality holds as the components of a_i are assumed to be all non-negative. Also,

$$v_j^- = \phi(v_j - \frac{C_1}{C_2} y^-) = \phi(a_{ij} - \frac{C_1}{C_2} |w^T a_i|) \leq \phi(a_{ij} - C_1) = 0. \quad (24)$$

Inequality follows as $\frac{|w^T a_i|}{C_2} \geq 1$ and ϕ is monotonic. Since $v_j^- \geq 0$ obviously holds, we have $v_j^- = 0$. This proves the case $w^T a_i < 0$ in (15). The remaining case $w^T a_i > 0$ can be verified in a similar manner. This concludes the proof of [ii], and thus that of Lemma 1 as well. \square

Step-3: We can now proceed to describe the full network architecture, as shown in Fig. 6 for the example in Step 2. The first layer of the network is an additive translation by the vector $[0 \ M \dots \ M]^T$, and is explained in Step 1 above. We use the notation \mathbf{T} to denote the translation, which is followed by a sequence of switches as described in Step 2. In particular, \mathbf{S}_j provides the outputs of \bar{u} and 0_3 to its top and bottom branches, respectively, if its input \bar{u} remains above the line defined by w_{ij} in Fig. 5b. By construction,

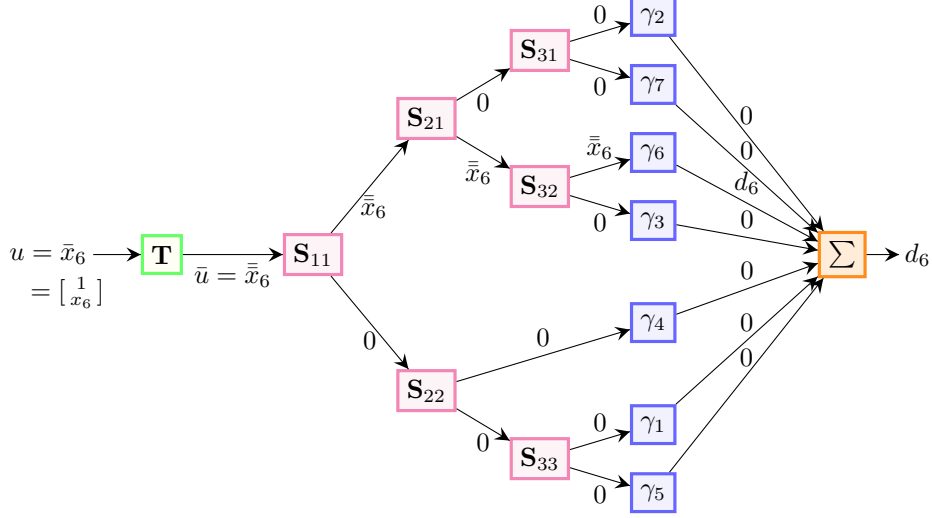


Figure 6: An example network architecture for the achievability result. The block \mathbf{T} represents the transformation in Step 1. Blocks \mathbf{S}_{ij} are the routing switches. Blocks γ_i represent ReLU neurons with weights γ_i , and the Σ block represents a ReLU neuron with all-one weights. This figure is a duplicate of Fig. 2 in order to make the proof easier to follow.

the neurons on a given path of switches is activated for a unique dataset member. For example, the path $\mathbf{S}_{11}, \mathbf{S}_{21}, \mathbf{S}_{32}$ is activated only for the dataset member x_6 . The path of switches that correspond to some x_i is followed by a ReLU neuron whose weights satisfy the property that $\phi(\gamma_i^T \bar{x}_i) = d_i$, where \bar{x}_i is the output of the first layer when the input to the network is \bar{x}_i . Since the first component of \bar{x}_i equals 1 for any i , one can simply set the first component of γ_i to be equal to d_i , and the rest of the component of γ_i to be equal to zero. The final layers of the network simply adds all the outputs from the γ_i -neurons.

In the figure, we also show the induced signals on the branches when the input is $u = \bar{x}_6$ as an example. Note that only the block \mathbf{T} , switches $\mathbf{S}_{11}, \mathbf{S}_{21}, \mathbf{S}_{32}$, the neuron with weight γ_6^T , and the a subset of the summation neurons remains active. Most of the neurons of the network are deactivated through zero signals. We also note that the desired output signal d_6 is obtained.

The construction generalizes to an arbitrary dataset of cardinality n in the same manner. The only difference is that, in order to support r -dimensional desired outputs as stated in the theorem, we need to use r ReLU units in place of each γ_i to reproduce the r components of the desired output, as opposed to a single ReLU unit in the example above. Also, the final summation unit will consist of r sub-summation units operating on individual components. Formally, the first layer for the general case is the translation \mathbf{T} as before. Next, $\lceil \log_2 n \rceil$ layers of switches arranged on a binary tree structure act on the translated inputs, forming n leaves as the output, where each leaf has the same dimension as the input. Let h_1, \dots, h_n denote the feature vectors produced at the leaf nodes after the switches. By Lemma 1, and a rearrangement of indices, we can guarantee that for every i , if the network input is \bar{x}_i , then $h_i = \bar{x}_i$ and $h_j = 0, \forall j \neq i$. Here, $\bar{x}_i = \mathbf{T}([1 \ x_i^T]^T)$, as defined in Fig. 6. Each leaf is then followed by a single-layer network that can map \bar{x}_i to its corresponding desired output vector d_i . Specifically, there exists U_i such that $d_i = \phi(U_i \bar{x}_i)$. Indeed, since $\sum_k u_{i,j,k} \bar{x}_{i,k} = d_{i,j}$ has to be satisfied, one can pick $u_{i,j,k} = 0, k \neq 1$ and $u_{i,j,1} = d_{i,j} / \bar{x}_{i,1} = d_{i,j}$, where the last equality holds as $\bar{x}_{i,1} = 1$ by construction. The overall network output is the accumulation of the outputs of the U_i -neurons, and is given by $f(\bar{x}_i) = \phi(\sum_{i=1}^n \phi(U_i h_i))$. Let us show that all input-output relationships are satisfied so that the claim $f(\bar{x}_i) = d_i, \forall i$ in the statement of the theorem holds. If the input is \bar{x}_i , we have $h_i = \bar{x}_i$ and $h_j = 0, j \neq i$, by construction. As a result, $f(\bar{x}_i) = \phi(\phi(U_i \bar{x}_i)) = \phi(d_i) = d_i$, as desired. The last equality holds as the components of d_i are assumed non-zero in the statement of the theorem (A ReLU network cannot provide a negative output.).

Let us now calculate the number of active neurons and weights when the input belongs to any member of the dataset. The block \mathbf{T} always remains active and consists of $q - 1$ neurons with weight 2. There are at most $\lceil \log_2 n \rceil$ active switches per input. Each switch contains $2q + 2$ neurons with $6q$ weights total. There

is one active block γ_i consisting of r neurons with q weights each. Finally, the sum unit has r active weights. Hence, an upper bound on the total number of active neurons are given by

$$q - 1 + (2q + 2)\lceil \log_2 n \rceil + r + 1 = 2(q + 1)\lceil \log_2 n \rceil + q + r \quad (25)$$

$$\in O(r + q \log n), \quad (26)$$

and an upper bound on the number of active weights can be calculated to be

$$2(q - 1) + 6q(2q + 2)\lceil \log_2 n \rceil + rq + r = 12q(q + 1)\lceil \log_2 n \rceil + (r + 2)q + r - 2 \quad (27)$$

$$\in O(rq + q^2 \log n). \quad (28)$$

This concludes the proof of the theorem.