
Dynamics-Aware Loss for Learning with Label Noise

A PREPRINT

Xiu-Chuan Li¹ Xiaobo Xia² Fei Zhu¹ Tongliang Liu² Xu-Yao Zhang¹ Cheng-Lin Liu¹

¹Institute of Automation, Chinese Academy of Science ²The University of Sydney

lixichuan2020@ia.ac.cn xiaoboxia.uni@gmail.com

zhufei2018@ia.ac.cn tongliang.liu@sydney.edu.au

xyz@nlpr.ia.ac.cn liucl@nlpr.ia.ac.cn

ABSTRACT

Label noise poses a serious threat to deep neural networks (DNNs). Employing robust loss function which reconciles fitting ability with robustness is a simple but effective strategy to handle this problem. However, the widely-used static trade-off between these two factors contradicts the dynamic nature of DNNs learning with label noise, leading to inferior performance. Therefore, we propose a dynamics-aware loss (DAL) to solve this problem. Considering that DNNs tend to first learn generalized patterns, then gradually overfit label noise, DAL strengthens the fitting ability initially, then gradually increases the weight of robustness. Moreover, at the later stage, we let DNNs put more emphasis on easy examples which are more likely to be correctly labeled than hard ones and introduce a bootstrapping term to further reduce the negative impact of label noise. Both the detailed theoretical analyses and extensive experimental results demonstrate the superiority of our method. Our source code can be found in <https://github.com/XiuchuanLi/DAL>.

1 Introduction

Deep neural networks (DNNs) have achieved tremendous success in various supervised learning tasks, however, this success relies heavily on correctly annotated large-scale datasets. Collecting a large and perfectly annotated dataset can be both expensive and time-consuming, leading many to opt for cheaper methods like querying search engines, which inevitably introduces label noise. Unfortunately, the work of [1] has empirically proved that DNNs can easily fit an entire training dataset with any ratio of noisy labels, resulting in poor generalization performance eventually. Therefore, developing robust algorithms against label noise for DNNs is of great practical significance.

One effective and scalable solution for handling label noise is to use robust loss functions [2, 3, 4]. These methods have the advantage of not altering the training process. Specifically, they require no extra information such as the noise rate or a clean validation set, and incur no additional memory burden or computational cost. Cross entropy (CE) is observed to result in serious overfitting in the presence of label noise due to its strong fitting ability. Meanwhile, although mean absolute error (MAE) is theoretically robust against label noise [5], it suffers from severe underfitting in practice, especially on complex datasets. In light of this, many robust loss functions have been proposed to reconcile fitting ability with robustness against label noise, among which the generalized cross entropy (GCE) [2] is the most representative method. As shown in Figure 3, selecting a suitable value for $q \in (0, 1)$ such as 0.7, GCE outperforms both CE and MAE by a large margin.

Besides devising robust learning algorithms, some work aimed to delve deep into the dynamic nature of DNNs learning with label noise. The work of [6] observed that while DNNs are capable of memorizing noisy labels perfectly, there are noticeable differences in DNNs' learning status at different stages of the training process. Specifically, DNNs tend to first learn generalized patterns shared by the majority of training examples, and then gradually overfit label noise. Further evidence of this observation is provided by [7] which showed that DNNs first learn simple representations via subspace dimensionality compression, then memorize noisy labels through subspace dimensionality expansion.

It is clear from the above views that there exists a discrepancy between the statics of robust loss functions and the dynamics of DNNs learning with label noise, resulting in inferior performance. Specifically, with a static trade-off between fitting ability and robustness, the classification accuracy fails to both rise rapidly at the early stage and maintain steady growth thereafter. As demonstrated in Figure 1, although GCE with $q = 0.7$ eventually achieves the highest test accuracy, the figure still experiences a remarkable drop at the later stage of the training process. If we slightly

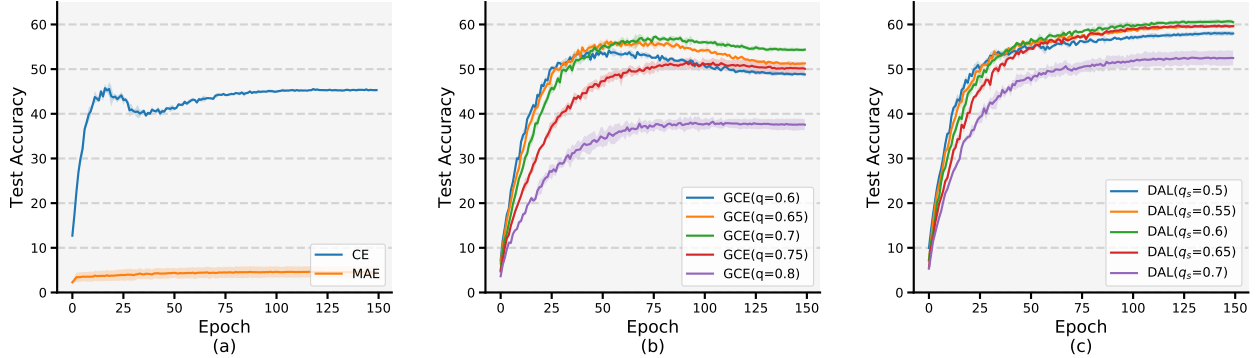


Figure 1: Performance on CIFAR-100 with 40% instance-dependent noise. (a) CE overfits label noise while MAE suffers from serious underfitting. (b) GCE with proper q outperforms both CE and MAE by a large margin. (c) The performance of DAL both rises quickly at the early stage and grows steadily afterwards, which is remarkably better than GCE. Moreover, DAL is much less sensitive to its hyper-parameter than GCE.

enhance robustness by increasing q to 0.75 or 0.8, the test accuracy grows steadily, but remains low throughout the training process. On the other hand, if we slightly improve fitting ability by decreasing q to 0.65 or 0.6, although the test accuracy rises quickly at the early stage, it drops more dramatically later on. Moreover, the performance of GCE is quite sensitive to q , which makes it less applicable in real world.

Fortunately, a loss function with a dynamic trade-off between fitting ability and robustness can solve the above problem. Specifically, we prioritize fitting ability to rapidly increase the classification accuracy at the early stage, then gradually increase the weight of robustness to ensure steady performance growth thereafter. Furthermore, to reduce the negative impact of label noise, we place greater emphasis on easy examples compared to hard ones at the later stage, as easy examples are more likely to be correctly labeled [8, 9]. Also, we incorporate a bootstrapping term at the later stage to combat underfitting. We refer to the proposed method dynamics-aware loss (DAL) and exhibit its performance in Figure 1. With $q_s = 0.6$, its performance could both rise quickly at the early stage and grow steadily later on, resulting in a substantial improvement compared to GCE. Moreover, DAL is much less sensitive to its hyper-parameter q_s compared to GCE. As shown in Figure 1, varying q_s in [0.55, 0.65] only results in a performance fluctuation of approximately 1%.

In summary, our key contributions include

- We address the discrepancy between the static robust loss functions and the dynamic learning process of DNNs by proposing the Dynamics-Aware Loss (DAL), which prioritizes fitting ability initially and gradually increases robustness thereafter. Besides, DAL places greater emphasis on easy examples over hard ones and introduces a bootstrapping term at the later stage of the training process, further mitigating the negative impact of label noise.
- We present detailed analyses to certify the superiority of DAL without any assumption about the label noise model.
- Our extensive experiments on various benchmark datasets demonstrate the superior performance and practicality of DAL compared to other robust loss functions. We also empirically verify that it is complementary to more advanced methods and that it helps to improve backdoor robustness.

The rest of the paper is organized as follows. In Section 2, we give a brief review of related work on learning with label noise. In Section 3, we introduce our proposed DAL in detail. In Section 4, we provide extensive experimental results. Finally, we conclude the paper in Section 5.

2 Related Work

In this section, we briefly summarize existing work in the field of learning with label noise. For a more detailed discussion please refer to [10].

2.1 Noise Transition Matrix Estimation

In theory, the clean class posterior can be inferred by combining the noisy class posterior and the noise transition matrix that reflects the label flipping process. Accurate estimation of the noise transition matrix is crucial for building

statistically consistent classifiers, which converge to the optimal classifiers derived from clean data. However, a large estimation error in the noise transition matrix can significantly degrade the classification accuracy, and most methods presuppose high-quality features such as anchor points. To mitigate the above limitations, many studies have focused on reducing the estimation error of the noise transition matrix [11, 12] and reducing the requirement of high-quality features [13, 14].

2.2 Loss Adjustment

These methods adjust the loss of each training example before back-propagation, which could be further divided into loss reweighting [15, 16] and label correction [17, 18]. The former assigns smaller weights to the potentially incorrect labels, which is usually realized by meta-learning that trains a meta DNN on a clean dataset. The latter uses model predictions to correct the provided labels.

2.3 Sample Selection

These approaches aim to identify correctly labeled examples from a noisy training dataset. While small-loss trick is widely used for selecting clean labels, some recent studies [19, 20] proposed more advanced approaches. After selecting correct labels, some approaches [8, 21] directly remove wrong labeled examples and train DNNs on the remained data, while others [22, 23] only discard wrong labels but preserve the corresponding instances, then they leverage semi-supervised learning to train DNNs. To reduce the accumulated error caused by incorrect selection, these approaches usually maintain multiple DNNs and refine the selected set iteratively.

2.4 Regularization

Many regularization methods introduce regularizers into loss functions. To name a few, the work of [24] randomly pair an instance and another label to construct a peer sample, then uses a peer regularizer to punish DNNs from overly agreeing with the peer sample. Generalized Jensen-Shannon Divergence (GJS) [4] introduces a consistency regularizer forcing DNNs to make consistent predictions given two augmented versions of a single input. Early learning regularization (ELR) [25] encourages the predictions of DNNs to agree with the exponential moving average of the past predictions. However, it is important to note that these regularization methods come with additional memory burden or computational costs, unlike robust loss functions. There are also other types of regularizations such as contrastive learning [26], model pruning [27], over-parameterization [28], and so on.

2.5 Robust Loss Function

While the commonly used CE easily overfits label noise due to its strong fitting ability, although MAE is theoretically noise-tolerant [5], it suffers from underfitting due to its poor fitting ability. Subsequently, a large amount of work improves generalization by reconciling fitting ability with robustness in different ways. While GCE [2] is an interpolation between CE and MAE, symmetric cross entropy (SCE) [29] equals a convex combination of CE and MAE, and active passive loss [30] just replaces CE in SCE with normalized CE. Taylor cross entropy [3] realizes an interpolation between CE and MAE through Taylor Series, while the work of [4] scales the Jensen-Shannon Divergence to construct the interpolation. Robust loss functions cause no changes to the training process, they require no extra information such as the noise rate or a clean validation set, and incur no additional memory burden or computational cost.

3 Method

3.1 Preliminary

Risk minimization We consider a typical k -class classification problem where $k \geq 2$. Denote the feature space by $\mathcal{X} \subset \mathbb{R}^d$ and the class space by $\mathcal{Y} = [k] = \{1, \dots, k\}$. The classifier $\arg \max_i f_i(\cdot)$ is a function that maps feature space to class space, where $f : \mathcal{X} \rightarrow \mathcal{C}$, $\mathcal{C} \subseteq [0, 1]^k$, $\forall \mathbf{c} \in \mathcal{C}$, $\mathbf{1}^T \mathbf{c} = 1$. In this paper, we consider the common case where f is a DNN with a softmax output layer. For brevity, we call f as the classifier in the following. Without label noise, the training data $\{\mathbf{x}_i, y_i\}_{i=1}^N$ is drawn i.i.d. from distribution $p(\mathbf{x}, y)$ over $\mathcal{X} \times \mathcal{Y}$. Given a loss function $L : \mathcal{C} \times \mathcal{Y} \rightarrow \mathbb{R}_+$ and a classifier f , the L risk of f is defined as

$$R_L(f) = \mathbb{E}_{p(\mathbf{x}, y)}[L(f(\mathbf{x}), y)] = \mathbb{E}_{p(\mathbf{x})}[\sum_y L(f(\mathbf{x}), y)p(y|\mathbf{x})], \quad (1)$$

where \mathbb{E} represents expectation. In the following, we denote $\sum_y L(f(\mathbf{x}), y)p(y|\mathbf{x})$ by $R_L(f(\mathbf{x}))$. Under the risk minimization framework, our objective is to learn $f_L^* = \arg \min_f R_L(f)$. In the presence of label noise, we can only

access the noisy training data $\{\mathbf{x}_i, \tilde{y}_i\}_{i=1}^N$ drawn i.i.d. from distribution $\tilde{p}(\mathbf{x}, \tilde{y})$. In this case, the L risk of f is defined as

$$\tilde{R}_L(f) = \mathbb{E}_{\tilde{p}(\mathbf{x}, \tilde{y})}[L(f(\mathbf{x}), \tilde{y})] = \mathbb{E}_{p(\mathbf{x})}\left[\sum_{\tilde{y}} L(f(\mathbf{x}), \tilde{y})\tilde{p}(\tilde{y}|\mathbf{x})\right]. \quad (2)$$

Similarly, we denote $\sum_{\tilde{y}} L(f(\mathbf{x}), \tilde{y})\tilde{p}(\tilde{y}|\mathbf{x})$ by $\tilde{R}_L(f(\mathbf{x}))$ and $\arg \min_f \tilde{R}_L(f)$ by \tilde{f}_L^* .

Label noise model The most generic label noise is termed instance-dependent noise, where the noise depends on both features and labels. By contrast, asymmetric noise assumes the noise depends only on labels, i.e. $\tilde{p}(\tilde{y}|\mathbf{x}, y) = \tilde{p}(\tilde{y}|y)$. In addition, the most ideal label noise is called symmetric noise, where each true label is flipped into other labels with equal probability, i.e. $\tilde{p}(\tilde{y}|\mathbf{x}, y)$ is a constant.

3.2 Gradient Analysis

The widely-used loss functions CE and MAE are defined as

$$L_{\text{CE}}(f(\mathbf{x}), y) = -\log f_y(\mathbf{x}), \quad (3)$$

$$L_{\text{MAE}}(f(\mathbf{x}), y) = 1 - f_y(\mathbf{x}). \quad (4)$$

Although the recently proposed robust loss functions vary from each other in formulation, many of them can be seen as interpolations between CE and MAE. For instance, GCE [2], TCE [3] and JS [4] are respectively defined as

$$L_{\text{GCE}}(f(\mathbf{x}), y) = \frac{1 - f_y^q(\mathbf{x})}{q}, \quad (5)$$

$$L_{\text{TCE}}(f(\mathbf{x}), y) = \sum_{i=1}^t \frac{(1 - f_y(\mathbf{x}))^i}{i}, \quad (6)$$

$$L_{\text{JS}}(f(\mathbf{x}), y) = \frac{\pi_1 D_{\text{KL}}(\mathbf{e}^{(y)} || \mathbf{m}) + (1 - \pi_1) D_{\text{KL}}(f(\mathbf{x}) || \mathbf{m})}{-(1 - \pi_1) \log(1 - \pi_1)}, \quad (7)$$

where $\mathbf{e}^{(y)}$ denotes a one-hot vector with $e_j^{(y)} = 1$ iff $j = t$, $\mathbf{m} = \pi_1 \mathbf{e}^{(y)} + (1 - \pi_1) f(\mathbf{x})$ and $D_{\text{KL}}(\cdot || \cdot)$ denotes KL divergence. GCE equals CE when $q \rightarrow 0$ and equals MAE when $q = 1$, TCE equals CE when $q \rightarrow +\infty$ and equals MAE when $t = 1$, JS equals CE when $\pi_1 \rightarrow 0$ and equals MAE when $\pi_1 \rightarrow 1$.

To intuitively show the behavior of different loss functions on different examples, we perform gradient analyses. First, the gradients of loss functions mentioned above can be calculated as

$$\frac{\partial L_{\text{CE}}(f(\mathbf{x}), y)}{\partial \boldsymbol{\theta}} = -\frac{1}{f_y(\mathbf{x})} \nabla_{\boldsymbol{\theta}} f_y(\mathbf{x}), \quad (8)$$

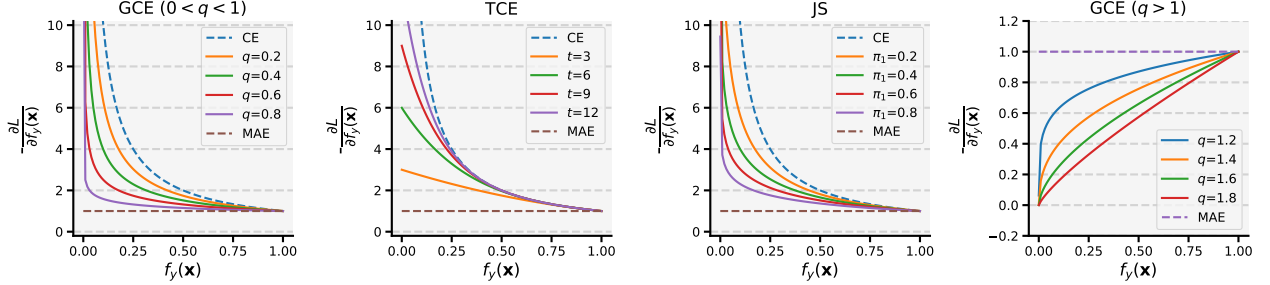
$$\frac{\partial L_{\text{MAE}}(f(\mathbf{x}), y)}{\partial \boldsymbol{\theta}} = -\nabla_{\boldsymbol{\theta}} f_y(\mathbf{x}), \quad (9)$$

$$\frac{\partial L_{\text{GCE}}(f(\mathbf{x}), y)}{\partial \boldsymbol{\theta}} = -f_y^{q-1}(\mathbf{x}) \nabla_{\boldsymbol{\theta}} f_y(\mathbf{x}), \quad (10)$$

$$\frac{\partial L_{\text{TCE}}(f(\mathbf{x}), y)}{\partial \boldsymbol{\theta}} = -\sum_{i=1}^t (1 - f_y(\mathbf{x}))^{i-1} \nabla_{\boldsymbol{\theta}} f_y(\mathbf{x}), \quad (11)$$

$$\frac{\partial L_{\text{JS}}(f(\mathbf{x}), y)}{\partial \boldsymbol{\theta}} = -\frac{(1 - \pi_1) \log(1 + \frac{\pi_1}{(1 - \pi_1) f_y(\mathbf{x})})}{(1 - \pi_1) \log(1 - \pi_1)} \nabla_{\boldsymbol{\theta}} f_y(\mathbf{x}), \quad (12)$$

where $\boldsymbol{\theta}$ is the set of parameters of f . A small $f_y(\mathbf{x})$ means that the model prediction on \mathbf{x} is not consistent with the given labels, i.e., (\mathbf{x}, y) is a hard example. We plot the gradient of loss w.r.t the y -th posterior probability (i.e. the coefficient of $\nabla_{\boldsymbol{\theta}} f_y(\mathbf{x})$ on the right side of equations above) in Figure 2. CE puts heavy emphasis on hard examples, resulting in significant overfitting in the presence of label noise since these hard examples may be those with incorrect labels. In contrast, MAE gives equal weight to all examples, effectively avoiding overfitting but leading to severe underfitting. Robust loss functions strike a balance between CE and MAE by giving less emphasis to hard examples than CE does and more attention to them than MAE does. By properly tuning the hyperparameters, robust loss functions can achieve improved generalization.

Figure 2: Gradient of loss w.r.t the y -th posterior probability.**Algorithm 1:** Dynamics-Aware Loss**Input:** Data $\{(\mathbf{x}_i, \tilde{y}_i)\}_{i=1}^n, q_s, q_e, T$ **Output:** Classifier f

$$t_0 = \frac{1-q_s}{q_e-q_s}T$$

for $t = 1 : T$ **do**

$$q(t) = q_s + (q_e - q_s) \frac{t}{T}$$

if $t < t_0$ **or** $t_0 > T$ **then**

$$\lambda(t) = 0$$

else

$$\lambda(t) = \frac{t-t_0}{T-t_0}$$

$$\text{Minimize } L(f) = \frac{1}{n} \sum_i \left(\frac{1-f_{\tilde{y}}^{q(t)}(\mathbf{x}_i)}{q(t)} + \lambda(t) \frac{-\log \max_y f_y(\mathbf{x})}{q(t) \log k} \right)$$

3.3 Dynamics-Aware Loss

Although robust loss functions outperform both CE and MAE substantially, there exists a clear discrepancy between these losses and the dynamic nature of DNNs learning with label noise. Specifically, the work of [6] empirically proved that DNNs first memorize the correct labels and then memorize the wrong labels, so static trade-off between fitting ability and robustness results in inferior performance. Also, static losses are sensitive to hyperparameters, with slight changes potentially leading to serious underfitting or overfitting.

According to the dynamic nature of DNNs learning with label noise, we think it is reasonable to prioritize fitting ability at the early stage of the training process, and then increase the weight of robustness gradually. Taking GCE as an example, we gradually increase q which controls the trade-off between fitting ability and robustness rather than fix it during the whole training process. For simplicity, we let q increase linearly from q_s to q_e . We call GCE with a dynamic q dynamic GCE (DGCE) in the following.

Based on the gradient analyses in Figure 2, smaller q provides stronger fitting ability. Consequently, we set q_s to a small value for a rapid performance increase at the early stage. Moreover, we think the range of q should not be limited within $(0,1)$ as the vanilla GCE does. As shown in right-bottom subfigure of Figure 2, with $q > 1$ GCE puts more emphasis on easy examples. In fact, GCE with $q > 1$ plays a similar role to some reweighting methods [31]. The main difference is that the latter explicitly assign more weights to correctly labeled examples that are typically identified by meta DNNs, which are usually trained on a clean dataset without label noise, while the former implicitly puts more emphasis on examples whose model predictions are more consistent with the provided labels. According to the widely-used small-loss trick, these examples are more likely to be correctly labeled. Therefore, DGCE with $q_e > 1$ can further reduce the negative impact of label noise and guarantee a steady performance growth at the later stage. Unless otherwise specified, we always set $q_e = 1.5$ and only tune q_s in the following. In this way, DGCE is relatively insensitive to q_s since the increasing q can hinder overfitting effectively even with a small q_s .

On the one hand, since some other robust loss functions such as TCE and JS can also be regarded as interpolations between CE and MAE, the dynamic rule can also provide them with performance boosts. On the other hand, only GCE can pay more attention to easy examples than hard ones by extending the range of its hyper-parameter, so DGCE outperforms other dynamic losses. We present theoretical analyses in Section 3.4 to verify the merit of DGCE and defer the empirical evidence to Section 4.3.

Although DGCE overcomes drawbacks of static loss functions, we observe that it suffers from underfitting at the later stage of the training process in practice. In Eq. (2), $\tilde{R}_L(f)$ is in the form of $\mathbb{E}_{p(\mathbf{x})}[P + Q]$. We define $P = \tilde{p}(\tilde{y}^*|\mathbf{x})L(f(\mathbf{x}), \tilde{y}^*)$ where $\tilde{y}^* = \arg \max_{\tilde{y}} \tilde{p}(\tilde{y}|\mathbf{x})$, $Q = \sum_{\tilde{y} \neq \tilde{y}^*} \tilde{p}(\tilde{y}|\mathbf{x})L(f(\mathbf{x}), \tilde{y})$. The Q term may decrease even when P is fixed, which implies that $f_{\tilde{y}^*}(\mathbf{x})$ may be fixed when the loss decreases, especially if the noise rate is relatively high, i.e., $\tilde{p}(\tilde{y}^*|\mathbf{x})$ is relatively small. To solve this problem, we introduce a bootstrapping term

$$L_{BS}(f(\mathbf{x})) = -\log \max_y f_y(\mathbf{x}) \quad (13)$$

when $q > 1$. Intuitively, since f has been trained on $\tilde{p}(\mathbf{x}, \tilde{y})$ with DGCE with $q < 1$ during the early stage, at this point $f_{\tilde{y}^*}(\mathbf{x}) > f_{\tilde{y}}(\mathbf{x}), \forall \tilde{y} \neq \tilde{y}^*$ holds with a high probability, so L_{BS} encourages an explicit increase of $f_{\tilde{y}^*}(\mathbf{x})$. To make the training process stable, we gradually increase the weight of the bootstrapping term λ .

Dynamics-aware loss (DAL) is the combination of DGCE and L_{BS} , we display the pseudocode of DAL in Algorithm 1. As the range of DGCE is $[0, \frac{1}{q(t)}]$ and that of L_{BS} is $[0, \log k]$ (since $\max_y f_y(\mathbf{x}) > \frac{1}{k}$ always holds for a k -class classification problem), we divide L_{BS} by $q(t) \log k$ such that its range is the same as that of DGCE. Obviously, our proposed DAL requires no extra information and incurs no additional memory burden or computational cost.

3.4 Theoretical Analysis

In this section, we provide some theoretical guarantees on the performance of DAL. Since f is a DNN, according to the universal approximation theorem [32], we suppose that f^* minimizes $R_L(f(\mathbf{x}))$ for each \mathbf{x} .

Theorem 3.1. *With $0 < q < 1$, $f_{GCE}^*(\mathbf{x}) = (\frac{p(1|\mathbf{x})^{\frac{1}{1-q}}}{\sum_i p(i|\mathbf{x})^{\frac{1}{1-q}}}, \dots, \frac{p(k|\mathbf{x})^{\frac{1}{1-q}}}{\sum_i p(i|\mathbf{x})^{\frac{1}{1-q}}})$.*

Proof. According to Eq. (1), the optimization problem can be formulated as

$$\text{minimize } \sum_y p(y|\mathbf{x}) \frac{1 - f_y^q(\mathbf{x})}{q}, \quad (14)$$

$$\text{s.t. } \sum_y f_y(\mathbf{x}) - 1 = 0. \quad (15)$$

The Lagrangian function can be formulated as

$$L(f(\mathbf{x}), \lambda) = \sum_y p(y|\mathbf{x}) \frac{1 - f_y^q(\mathbf{x})}{q} + \lambda(\sum_y f_y(\mathbf{x}) - 1). \quad (16)$$

Let $\frac{\partial L(f(\mathbf{x}), \lambda)}{\partial f_y(\mathbf{x})} = 0$, we can derive

$$\frac{f_y^{1-q}(\mathbf{x})}{p(y|\mathbf{x})} = \frac{1}{\lambda}. \quad (17)$$

Combining the constrain that $\sum_y f_y(\mathbf{x}) = 1$, we can conclude the proof. \square

Theorem 3.2. $\forall q > 1$, $f_{GCE}^*(\mathbf{x}) = \mathbf{e}^{(y^*)}$, where $y^* = \arg \max_y p(y|\mathbf{x})$.

Proof. With $q > 1$, we have

$$\sum_y p(y|\mathbf{x}) \frac{1 - f_y^q(\mathbf{x})}{q} \geq \frac{1 - \sum_y p(y|\mathbf{x}) f_y(\mathbf{x})}{q} \geq \frac{1 - f_{y^*}(\mathbf{x})}{q}, \quad (18)$$

with equality holds iff $f(\mathbf{x}) = \mathbf{e}^{(y^*)}$. This completes the proof. \square

Corollary 3.3. $\forall q > 1, \lambda > 0$, $f_{GCE+BS}^*(\mathbf{x}) = \mathbf{e}^{(y^*)}$.

Proof. Based on Theorem 2, $f(\mathbf{x}) = \mathbf{e}^{(y^*)}$ minimizes $R_{GCE}(f(\mathbf{x}))$. Besides, any one-hot vector minimizes $L_{BS}(f(\mathbf{x}))$. Therefore, the above corollary holds. \square

Remark 3.4. Theorem 3.1 indicates that the prediction of f_{GCE}^* with $q < 1$ depends on q while Corollary 3.3 indicates that the prediction of $f_{\text{GCE+BS}}^*$ with any $q > 1, \lambda > 0$ on any \mathbf{x} is always a one-hot vector which is independent of both q and λ . Therefore, under risk minimization framework, minimizing DAL with $q_e = 1.5$ derives the same classifier as minimizing GCE+SB with any $q > 1, \lambda > 0$ finally because at the later stage of the training process, DAL with $q_e = 1.5$ always has $q > 1$ and $\lambda > 0$. That is, the theoretical results for GCE+BS with $q > 1, \lambda > 0$ can directly apply to DAL with $q_e = 1.5$.

Definition 3.5. For a multi-class classification classifier, we define 0-1 loss as

$$L_{0-1}(f(\mathbf{x}), y) = \mathbb{1}[\arg \max_{y'} f_{y'}(\mathbf{x}) \neq y], \quad (19)$$

where $\mathbb{1}[\cdot]$ is the indicator function. The classifier minimizing 0-1 risk is called Bayes optimal classifier and the corresponding risk is called Bayes error rate.

Theorem 3.6. $\forall q > 1, \lambda > 0$, given a classifier \hat{f} , we have

$$R_{0-1}(\hat{f}) - R_{0-1}(f_{0-1}^*) \leq 1 - \mathbb{E}_{p(\mathbf{x})} \mathbb{1}[(y^* = \tilde{y}^*) \wedge (\hat{f}_{\tilde{y}^*} > \tilde{f}_{\text{GCE+BS}\tilde{y}^*}^*(\mathbf{x}) - \frac{1}{2})], \quad (20)$$

where $y^* = \arg \max_y p(y|\mathbf{x})$ and $\tilde{y}^* = \arg \max_{\tilde{y}} \tilde{p}(\tilde{y}|\mathbf{x})$.

Proof. According to Corollary 3.3, $\tilde{f}_{\text{GCE+BS}\tilde{y}^*}^*(\mathbf{x}) = 1$, so if $\hat{f}_{\tilde{y}^*}(\mathbf{x}) > \tilde{f}_{\text{GCE+BS}\tilde{y}^*}^*(\mathbf{x}) - \frac{1}{2} = \frac{1}{2}$, we have $\arg \max_{\tilde{y}} \hat{f}_{\tilde{y}}(\mathbf{x}) = \tilde{y}^*$. Furthermore, if $y^* = \tilde{y}^*$, we have $\arg \max_{\tilde{y}} \hat{f}_{\tilde{y}}(\mathbf{x}) = y^*$. Since $\forall \mathbf{x}, \arg \max_y f_{0-1}^*(\mathbf{x}) = y^*$, we have $R_{0-1}(\hat{f}(\mathbf{x})) = R_{0-1}(f_{0-1}^*(\mathbf{x}))$ if $y^* = \tilde{y}^*$ and $\hat{f}_{\tilde{y}^*} > \tilde{f}_{\text{GCE+BS}\tilde{y}^*}^*(\mathbf{x}) - \frac{1}{2}$, which concludes the proof. \square

Remark 3.7. In practice, it is impossible to derive \tilde{f}_L^* from finite training data. Theorem 3.6 gives an upper bound of the difference between the error rate caused by the classifier \hat{f} (rather than \tilde{f}_L^*) and Bayes error rate on the clean distribution. Different from previous theoretical results [5, 2, 3], Theorem 3.6 makes no assumption about the label noise model, for instance, the label noise is symmetric or asymmetric. The upper bound is determined by both the data distribution (whether $y^* = \tilde{y}^*$ holds) and the classifier (whether $\hat{f}_{\tilde{y}^*} > \tilde{f}_{\text{GCE+BS}\tilde{y}^*}^*(\mathbf{x}) - \frac{1}{2}$ holds, which is a sufficient condition for $\arg \max_{\tilde{y}} \hat{f}_{\tilde{y}} = \tilde{y}^*$ because $\tilde{f}_{\text{GCE+BS}\tilde{y}^*}^*(\mathbf{x}) = 1$). Note that Theorem 3.6 does not apply to GCE with $0 < q < 1$ because if $\tilde{p}(\tilde{y}^*|\mathbf{x}) < 1$, there is $\tilde{f}_{\text{GCE}\tilde{y}^*}^*(\mathbf{x}) < 1$ according to Theorem 3.1. Furthermore, higher noise rate may lead to smaller $\tilde{p}(\tilde{y}^*|\mathbf{x})$, resulting in smaller $\tilde{f}_{\text{GCE}\tilde{y}^*}^*(\mathbf{x})$. Therefore, minimizing GCE+SB with $q > 1$ and $\lambda > 0$ derives a classifier \hat{f} satisfying $\arg \max_{\tilde{y}} \hat{f}_{\tilde{y}} = \tilde{y}^*$ with a higher probability than minimizing GCE with $0 < q < 1$ in practice.

4 Experiment

4.1 Setup

Datasets We perform experiments on CIFAR-10 and CIFAR-100 with synthetic label noise and two real-world noisy datasets Animal-10N [33] and Webvision [34]. For CIFAR, we use three types of synthetic label noise, including

- symmetric noise. The labels are resampled from a uniform distribution over all labels with probability η , where η is the noise rate.
- asymmetric noise. For CIFAR-10, the labels are changed as follows with probability η : truck \rightarrow automobile, bird \rightarrow airplane, cat \leftrightarrow dog and deer \rightarrow horse; for CIFAR-100, the labels are cycled to the next sub-class of the same super-class, e.g. the labels of super-class "vehicle1" are modified as follows: bicycle \rightarrow bus \rightarrow motorcycle \rightarrow pickup truck \rightarrow train \rightarrow bicycle.
- instance(-dependent) noise following Algorithm 2 in [35].

For Webvision, we follow the "Mini" setting in [30] which takes only the first 50 classes of the Google resized images as the training dataset. Then we evaluate the classification performance on the same 50 classes of Webvision validation set.

Baselines We first compare DAL with several robust loss functions. These baselines include Generalized Cross Entropy (GCE) [2], Negative Learning for Noisy Labels (NLNL) [36], Symmetric Cross Entropy (SCE) [29], Bi-Tempered Logistic Loss (BTL) [37], Normalized Cross Entropy with Reverse Cross Entropy (NCE+RCE) [30], Taylor

Table 1: Optimal hyper-parameters of robust loss functions under our setup.

Method	Hyper-parameter	CIFAR-10	CIFAR-100	Animal-10N	WebVision
GCE [2]	(q)	(0.9)	(0.7)	-	-
SCE [29]	(α, β)	(0.1, 10.0)	(6.0, 1.0)	(6.0, 1.0)	(10.0, 1.0)
NLNL [36]	(N)	(1)	(110)	-	-
BTL [37]	(t_1, t_2)	(0.7, 3.0)	(0.7, 1.5)	-	-
NCE+RCE [30]	(α, β)	(1.0, 0.1)	(10.0, 0.1)	(10.0, 0.1)	(50.0, 0.1)
TCE [3]	(t)	(3)	(18)	-	-
NCE+AGCE [38]	(α, β, a, q)	(1.0, 0.4, 6, 1.5)	(10.0, 0.1, 3, 3)	-	-
AGCE [38]	(a, q)	-	-	(1e-5, 0.7)	(1e-5, 0.5)
CE+SR [39]	$(\tau, \lambda_0, r, p, \rho)$	(0.5, 1.5, 1, 0.1, 1.02)	(0.5, 8.0, 1, 0.01, 1.02)	(0.5, 8.0, 1, 0.01, 1.02)	(0.5, 2.0, 1, 0.01, 1.02)
JS [4]	(π)	(0.9)	(0.5)	(0.5)	(0.1)
Poly-1	(ϵ)	(10)	(2)	-	-
DAL	(q_s, q_e)	(0.8, 1.5)	(0.6, 1.5)	(0.6, 1.5)	(0.4, 1.5)

Table 2: Test accuracies (%) on CIFAR with label noise. The results (mean \pm std) are reported over 3 random run and the best results are boldfaced while the second best results are underlined.

Dataset	Method	Symmetric				Asymmetric		Instance	
		20%	40%	60%	80%	20%	40%	20%	40%
CIFAR-10	CE	83.30 \pm 0.19	67.85 \pm 0.53	47.79 \pm 0.42	25.80 \pm 0.20	86.00 \pm 0.15	74.98 \pm 0.09	80.86 \pm 0.11	61.40 \pm 0.28
	GCE [2]	90.68 \pm 0.08	87.33 \pm 0.15	81.29 \pm 0.28	61.93 \pm 0.24	88.96 \pm 0.15	58.79 \pm 0.14	<u>89.40\pm0.17</u>	78.60 \pm 3.67
	SCE [29]	89.16 \pm 0.32	85.41 \pm 0.22	77.81 \pm 0.53	51.46 \pm 1.92	87.71 \pm 0.41	<u>77.40\pm0.13</u>	88.11 \pm 0.17	77.80 \pm 0.74
	NLNL [36]	82.18 \pm 0.44	73.25 \pm 0.23	60.79 \pm 0.96	43.46 \pm 0.16	85.23 \pm 0.22	81.91\pm0.22	81.77 \pm 0.42	69.27 \pm 0.30
	BTL [37]	89.93 \pm 0.30	78.22 \pm 0.24	58.00 \pm 0.20	29.01 \pm 0.50	86.51 \pm 0.14	74.58 \pm 0.43	86.58 \pm 0.41	64.72 \pm 0.74
	NCE+RCE [30]	90.70 \pm 0.03	87.02 \pm 0.11	81.16 \pm 0.16	64.62 \pm 0.18	88.51 \pm 0.13	76.42 \pm 0.23	88.92 \pm 0.13	77.80 \pm 0.50
	TCE [3]	90.50 \pm 0.11	86.30 \pm 0.24	77.42 \pm 0.13	46.91 \pm 0.08	87.87 \pm 0.21	58.07 \pm 0.28	88.88 \pm 0.18	73.15 \pm 0.26
	NCE+AGCE [38]	90.60 \pm 0.13	87.28 \pm 0.32	81.34 \pm 0.04	66.50 \pm 0.73	<u>88.99\pm0.08</u>	76.65 \pm 0.45	89.10 \pm 0.13	<u>78.77\pm0.18</u>
	CE+SR [39]	91.39\pm0.14	<u>87.82\pm0.30</u>	<u>82.71\pm0.34</u>	<u>69.70\pm0.29</u>	88.26 \pm 0.24	74.95 \pm 0.10	88.28 \pm 0.49	68.86 \pm 0.63
	JS [4]	90.62 \pm 0.06	86.28 \pm 0.28	77.04 \pm 0.54	43.04 \pm 0.34	88.30 \pm 0.16	68.73 \pm 0.50	88.27 \pm 0.56	73.92 \pm 0.33
	Poly-1 [40]	84.89 \pm 0.08	68.25 \pm 0.67	47.87 \pm 0.56	25.14 \pm 0.32	86.19 \pm 0.20	75.52 \pm 0.42	81.37 \pm 0.23	61.50 \pm 0.60
DAL	<u>90.95\pm0.09</u>	88.73\pm0.10	84.28\pm0.16	72.51\pm0.20	90.08\pm0.10	73.34 \pm 0.18	90.33\pm0.08	85.04\pm0.08	
CIFAR-100	CE	60.41 \pm 0.19	43.78 \pm 0.44	25.03 \pm 0.13	8.45 \pm 0.32	60.89 \pm 0.25	43.74 \pm 0.51	60.73 \pm 0.36	45.31 \pm 0.36
	GCE [2]	68.37 \pm 0.27	61.94 \pm 0.44	49.91 \pm 0.25	22.22 \pm 0.51	62.21 \pm 0.32	41.19 \pm 0.89	<u>67.22\pm0.28</u>	54.37 \pm 0.29
	SCE [29]	58.66 \pm 0.55	42.98 \pm 0.26	24.86 \pm 0.32	8.56 \pm 0.16	59.70 \pm 0.32	43.06 \pm 0.16	59.36 \pm 0.27	44.19 \pm 0.16
	NLNL [36]	57.89 \pm 0.66	44.05 \pm 0.47	26.14 \pm 0.22	11.80 \pm 0.33	57.33 \pm 0.20	38.82 \pm 0.14	57.23 \pm 0.55	42.96 \pm 0.46
	BTL [37]	61.83 \pm 0.13	47.54 \pm 0.16	30.47 \pm 0.54	13.73 \pm 0.38	58.70 \pm 0.14	42.91 \pm 0.32	59.31 \pm 0.40	44.18 \pm 0.44
	NCE+RCE [30]	67.47 \pm 0.14	61.27 \pm 0.16	<u>51.02\pm0.12</u>	<u>25.60\pm0.28</u>	63.17 \pm 0.26	43.47 \pm 0.43	65.83 \pm 0.30	54.21 \pm 0.48
	TCE [3]	63.97 \pm 0.65	57.40 \pm 0.63	41.46 \pm 0.67	15.12 \pm 0.27	54.97 \pm 0.49	39.73 \pm 0.19	59.42 \pm 0.40	36.48 \pm 1.38
	NCE+AGCE [38]	67.06 \pm 0.22	60.93 \pm 0.17	49.09 \pm 0.35	20.10 \pm 0.61	<u>64.87\pm0.29</u>	46.87\pm0.28	66.38 \pm 0.46	<u>56.35\pm0.10</u>
	CE+SR [39]	<u>68.84\pm0.23</u>	<u>62.03\pm0.39</u>	50.28 \pm 0.25	10.75 \pm 0.20	59.16 \pm 0.62	41.80 \pm 0.23	63.19 \pm 0.06	47.45 \pm 0.51
	JS [4]	67.58 \pm 0.52	61.01 \pm 0.31	47.95 \pm 0.38	20.03 \pm 0.27	59.67 \pm 0.89	41.23 \pm 0.50	65.31 \pm 0.41	49.12 \pm 1.11
	Poly-1 [40]	60.13 \pm 0.16	44.20 \pm 0.65	25.84 \pm 0.15	8.44 \pm 0.27	60.81 \pm 0.22	43.63 \pm 0.60	60.76 \pm 0.45	45.65 \pm 0.03
DAL	69.00\pm0.09	64.80\pm0.17	56.72\pm0.27	34.33\pm0.61	66.60\pm0.04	<u>45.36\pm0.42</u>	68.27\pm0.20	60.38\pm0.54	

Cross Entropy (TCE) [3], Normalized Cross Entropy with Asymmetric Generalized Cross Entropy (NCE+AGCE) [38], Cross Entropy with Sparse Regularization (CE+SR) [39], Jensen-Shannon Divergence Loss (JS) [4] and Poly-1 [40]. Similar to DAL, they all require no additional information and incur no extra memory burden or computational costs.

In addition, for those more complicated approaches which cannot be compared with DAL directly, we verify that DAL can provide them with performance boosts, we integrate DAL with the following methods: early learning regularization (ELR) [25], generalized Jensen-Shannon Divergence (GJS) [4], Co-teaching [8], JoCoR [21] and DivideMix [22].

4.2 Comparison with Robust Losses

Experimental details When comparing DAL with robust loss functions, we use a single shared learning setup for different methods for fair comparison. For CIFAR and Animal-10N, we train a ResNet18 [41] (the first 7 \times 7 Conv of stride 2 is replaced with 3 \times 3 Conv of stride 1, and the first max pooling layer is also removed for CIFAR.) using SGD for 150 epochs with momentum 0.9, weight decay 10^{-4} , batch size 128, initial learning rate 0.01, and cosine learning rate annealing. We also apply typical data augmentations including random crop and horizontal flip. For Webvision, we train a ResNet50 [41] using SGD for 250 epochs with nesterov momentum 0.9, weight decay 3×10^{-5} , batch size 512, and initial learning rate 0.4. The learning rate is multiplied by 0.97 after each epoch. Typical data augmentations including random crop, color jittering, and horizontal flip are applied to both Webvision. When integrating DAL with other approaches, for each approach we use the training setup reported in official codes except that we set the

Table 3: Test accuracies (%) on real-world noisy datasets Animal-10N and WebVision. The best results are boldfaced while the second best results are underlined.

Dataset	CE	SCE [29]	NCE+RCE [30]	AGCE [38]	CE+SR [39]	JS [4]	DAL
Animal-10N	80.60	81.62	80.92	81.40	<u>81.82</u>	81.14	82.66
WebVision	64.04	65.60	64.64	<u>68.88</u>	<u>68.72</u>	64.96	70.04

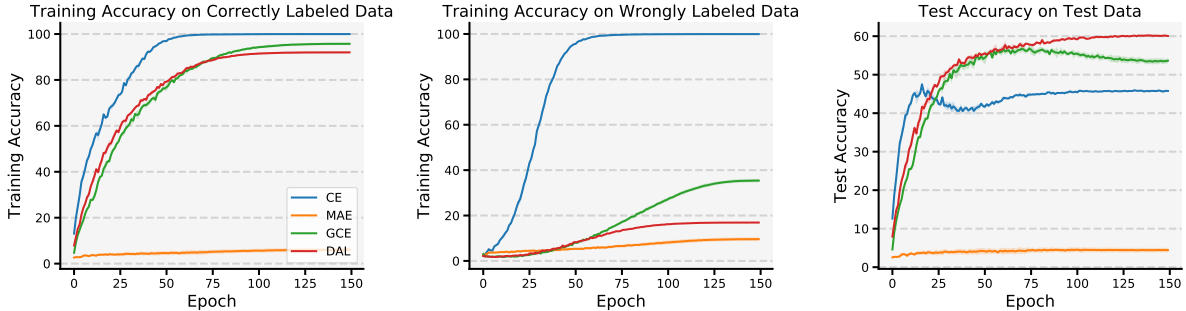


Figure 3: Training process on CIFAR-100 with 40% instance-dependent noise.

number of epochs to 200 for DivideMix and GJS for convenience. Besides, we use a single set of hyper-parameters $(\pi_1, \pi_2, \pi_3) = (0.3, 0.35, 0.35)$ for GJS rather than tune hyper-parameters elaborately for different label noise.

We randomly select 10% examples from the noisy training set as the validation set for hyper-parameter tuning, then use the best hyper-parameters to train DNNs on the full training set. The optimal hyper-parameters of robust loss functions in our setup are summarized in Table 1. The experimental results on CIFAR-10 and CIFAR-100 are respectively shown in Table 2. On CIFAR-10, DAL achieves the best performance in 6 settings and the second best performance in 1 setting. On CIFAR-100, DAL reaches the highest accuracy in 7 settings and the second highest accuracy in 1 setting. With the most complex instance-dependent noise, the superiority of DAL is more significant, which outperforms the second best method NCE+AGCE by more than 6% and 4% on CIFAR-10 and CIFAR-100 with 40% instance-dependent noise respectively. The comparison on real-world noisy datasets is shown in Table 3, where DAL also outperforms other losses by a clear margin. In summary, DAL demonstrates a significant and consistent superiority under both synthetic and realistic label noise.

4.3 Further Understanding of DAL

We first delve deep into the training process with different losses. In Figure 3, besides test accuracy, we also display the training accuracy on both correctly labeled examples and wrongly labeled examples. The latter is calculated based on the provided labels rather than the ground truth. CE can achieve 100% training accuracy on both correctly and wrongly labeled data, indicating that it overfits label noise. In contrast, the training accuracy of MAE is quite low ($<10\%$) on both correctly and wrongly labeled data, which means that it suffers from serious underfitting, so its test accuracy is substantially lower than CE. GCE can achieve high training accuracy on correctly labeled data while the figure on wrongly labeled data is relatively low, so it outperforms both CE and MAE on test data. Besides, we also observe that the training accuracy on correctly labeled data increases fast at the outset while that on wrongly labeled data starts to rise after several epochs, which is consistent with the dynamic nature of DNNs learning with label noise. DAL yields comparable training accuracy to CE on correctly labeled data and that to MAE on wrongly labeled data, so it achieves the best generalization.

In addition, we also study the effect of removing different components to provide insights into what makes DAL achieve the state-of-the-art performance. The experimental results are shown in Table 4. First, DGCE with $q_e=1.0$ consistently outperforms vanilla GCE, indicating that the dynamic rule is beneficial to robust loss functions. Second, DGCE with $q_e=1.5$ also yields better performance than DGCE with $q_e=1.0$ in most cases, because $q_e > 1$ can further reduce the negative effect of label noise. Finally, DAL always achieve the highest accuracy, since the bootstrapping term helps to combat underfitting.

Besides GCE, TCE and JS can also be seen as interpolations between CE and MAE. On the one hand, the dynamic rule can also provide them with performance boosts as shown in Table 5. On the other hand, unlike GCE which can put

Table 4: Ablation study results in terms of test accuracy (%) on CIFAR-100. The results (mean \pm std) are reported over 3 random run and the best results are boldfaced.

Method	Symmetric				Asymmetric		Instance	
	20%	40%	60%	80%	20%	40%	20%	40%
GCE	68.37 \pm 0.27	61.94 \pm 0.44	49.91 \pm 0.25	22.22 \pm 0.51	62.21 \pm 0.32	41.19 \pm 0.89	67.22 \pm 0.28	54.37 \pm 0.29
DGCE ($q_e=1.0$)	68.95 \pm 0.27	63.44 \pm 0.21	51.86 \pm 0.70	26.05 \pm 0.18	63.92 \pm 0.28	41.78 \pm 0.09	67.86 \pm 0.24	55.54 \pm 0.15
DGCE ($q_e=1.5$)	68.89 \pm 0.26	63.71 \pm 0.19	53.97 \pm 0.44	30.90 \pm 0.44	65.80 \pm 0.15	44.87 \pm 0.14	68.01 \pm 0.13	58.92 \pm 0.37
DAL	69.00\pm0.09	64.80\pm0.17	56.72\pm0.27	34.33\pm0.61	66.60\pm0.04	45.36\pm0.42	68.27\pm0.20	60.38\pm0.54

Table 5: Comparison of dynamic and static robust loss functions in terms of test accuracy (%) on CIFAR-100. The results (mean \pm std) are reported over 3 random run and the best results are boldfaced.

Method	Symmetric				Asymmetric		Instance	
	20%	40%	60%	80%	20%	40%	20%	40%
TCE [3]	63.97 \pm 0.65	57.40 \pm 0.63	41.46 \pm 0.67	15.12 \pm 0.27	54.97 \pm 0.49	39.73 \pm 0.19	59.42 \pm 0.40	36.48 \pm 1.38
DTCE	64.41\pm0.97	60.38\pm0.52	47.31\pm0.25	20.05\pm0.19	56.00\pm2.24	40.96\pm0.54	61.55\pm1.77	41.68\pm0.71
JS [4]	67.58 \pm 0.52	61.01 \pm 0.31	47.95 \pm 0.38	20.03 \pm 0.27	59.67 \pm 0.89	41.23 \pm 0.50	65.31 \pm 0.41	49.12 \pm 1.11
DJS	68.28\pm0.76	62.82\pm0.15	51.08\pm0.71	24.03\pm0.15	61.49\pm0.22	41.64\pm0.21	66.70\pm0.26	51.70\pm0.39

more emphasis on easy examples than hard ones by extending the range of its hyper-parameter, JS and TCE always pay more attention to hard examples, so DTCE and DJS are inferior to DGCE and DAL.

Finally, we evaluate the effect of DAL on DNNs with different architectures. Varying both the backbone (ResNet18 or ResNet34) and the classifier (softmax or prototype [42]), we summarize the performance with 30% symmetric noise in Table 6. The performance of CE without label noise is also provided for comparison. Obviously, the performance of DAL is not seriously influenced by both the backbone and the classifier.

4.4 Influence of Hyper-parameters

We perform sensitivity analysis for DAL and report the results in Figure 4, we also provide the results of GCE for comparison. Obviously, DAL is far more insensitive to q_s compared with GCE. In most cases, varying q_s in [0.55, 0.65] only leads to less than 2% performance fluctuation. Besides, DAL with inferior q_s always outperforms GCE with optimal q in Figure 4.

As stated above, for convenience we always set q_e to 1.5 and only tune q_s . In fact, setting q_e to other value leads to similar performance. Fixing $q_s=0.6$, we show the performance of DAL with different q_e in Figure 5. Even if we do not tune q_s , increasing or decreasing q_e substantially (by 0.3) derives at most only 2% performance fluctuation.

4.5 Integrating DAL with Other Approaches

Robust losses have been an independent research line of handling label noise previously [30, 38, 39]. In this section, we integrate our proposed DAL with other more sophisticated approaches. ELR [25] is a combination of CE and early learning regularizer, the latter must maintain a label distribution for each sample, which increases memory burden substantially when the class space is large. GJS [4] is a combination of JS and consistency regularizer, the latter requires strong data augmentation and doubles the back-and-forth computational cost. We replace CE in ELR and JS in GJS with DAL. Co-teaching [8] and JoCoR [21] are both sample selection methods. They maintain two DNNs with the same architecture simultaneously who select potentially correct samples for each other. We replace CE in both methods with DAL. DivideMix [22] is a quite sophisticated method which employs semi-supervised learning. It has a warmup process at the outset, we replace CE with DAL during this period, then use examples whose predictions agree with their labels to train DNNs with CE for another several epochs. We set (q_s, q_e) to (0.0, 1.0) for all approaches. Since DAL is combined with more powerful techniques such as sample selection and label correction, the labels gradually become far more accurate than the original ones, in this case $q_e > 1$ degenerates performance due to underfitting. It is clear from Table 7 that DAL can provide different methods with performance boosts consistently even if we do not tune (q_s, q_e) elaborately. Especially with higher noise rate, the performance boosts are more remarkable. For instance, under 80% symmetric noise, DAL improves Co-teaching by about 6% and even provides the sophisticated DivideMix with about 3% performance gain without requiring any extra information or resources.

Table 6: Comparison on different architectures in terms of test accuracy (%) with 30% symmetric noise. The results (mean \pm std) are reported over 3 random run.

Dataset	Backbone	Classifier	clean	noisy		
			CE	CE	GCE	DAL
CIFAR-10	ResNet18	Softmax	93.43 \pm 0.07	76.37 \pm 0.30	89.44 \pm 0.03	89.65 \pm 0.24
	ResNet18	Prototype	92.40 \pm 0.35	71.48 \pm 0.29	88.54 \pm 0.12	90.26 \pm 0.30
	ResNet34	Softmax	93.90 \pm 0.08	77.63 \pm 0.08	89.35 \pm 0.07	89.81 \pm 0.23
	ResNet34	Protptype	92.11 \pm 0.23	73.31 \pm 0.53	88.89 \pm 0.26	89.99 \pm 0.17
CIFAR-100	ResNet18	Softmax	73.71 \pm 0.09	53.27 \pm 0.43	65.25 \pm 0.50	66.64 \pm 0.31
	ResNet18	Protptype	72.99 \pm 0.63	50.69 \pm 0.19	58.31 \pm 0.58	67.29 \pm 0.17
	ResNet34	Softmax	74.02 \pm 0.18	54.32 \pm 0.41	65.23 \pm 0.37	66.97 \pm 0.25
	ResNet34	Protptype	70.12 \pm 0.63	48.33 \pm 2.57	53.80 \pm 0.41	66.46 \pm 0.30

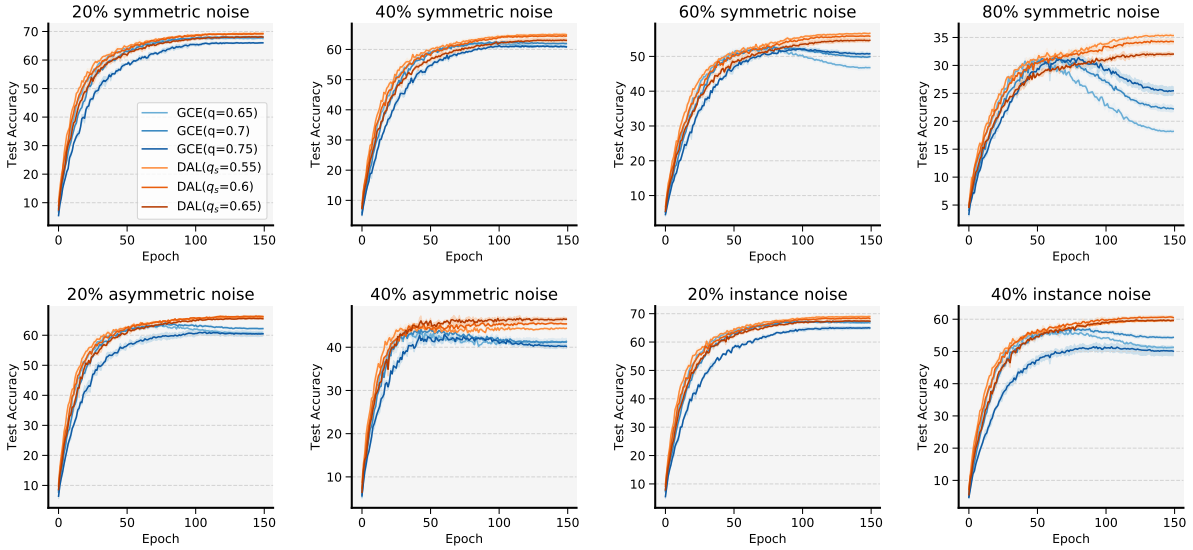


Figure 4: Influence of q_s in terms of test accuracy (%) on CIFAR-100.

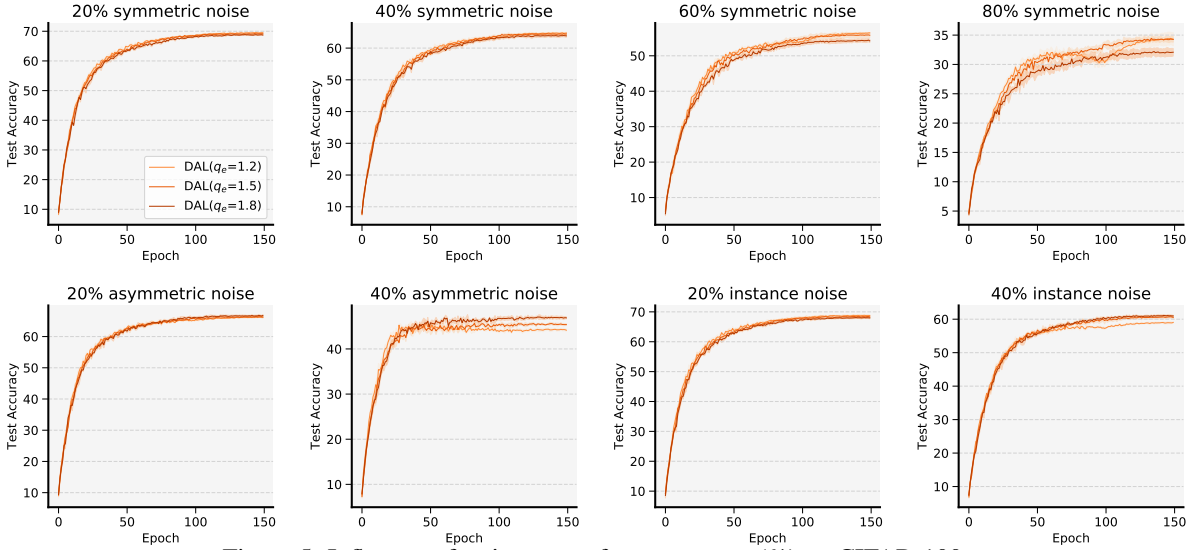


Figure 5: Influence of q_e in terms of test accuracy (%) on CIFAR-100.

Table 7: Performance before and after intergrating DAL on CIFAR-100.

Method	Symmetric				Asymmetric		Instance	
	20%	40%	60%	80%	20%	40%	20%	40%
ELR [25]	72.64	69.53	63.33	28.55	74.01	68.12	73.62	71.86
+DAL	73.64(+1.00)	70.94(+1.41)	65.91(+2.58)	34.16(+5.61)	73.83(-0.18)	67.22(-0.90)	73.95(+0.33)	71.56(-0.30)
GJS [4]	75.91	72.40	62.83	33.16	74.01	56.33	75.53	68.00
+DAL	76.03(+0.12)	72.88(+0.44)	64.70(+1.87)	38.98(+5.82)	75.42(+1.41)	61.73(+5.40)	76.17(+0.64)	71.47(+3.47)
Co-teaching [8]	66.07	59.83	48.47	20.21	64.01	46.67	65.24	53.11
+DAL	67.34(+1.27)	60.15(+0.32)	51.04(+2.57)	26.16(+5.95)	63.81(-0.20)	47.36(+0.69)	64.79(-0.45)	54.73(+1.62)
JoCoR [21]	63.29	59.50	51.60	27.94	56.91	40.60	61.25	51.58
+DAL	64.70(+1.41)	60.36(+0.86)	53.07(+1.47)	31.86(+3.92)	59.12(+2.21)	41.90(+1.30)	62.05(+0.80)	51.81(+0.23)
DivideMix [22]	76.23	74.11	69.23	52.08	75.18	52.86	76.10	68.51
+DAL	77.07(+0.84)	74.68(+0.57)	70.38(+1.15)	54.91(+2.83)	75.42(+0.24)	54.60(+1.74)	75.97(-0.18)	68.93(+0.42)

Table 8: Backdoor Attack on DNNs trained with different loss functions. The results (mean±std) are reported over 3 random run.

Dataset	Method	Local Trigger		Global Trigger	
		Test Accuracy	Success Rate	Test Accuracy	Success Rate
CIFAR-10	CE	93.39±0.13	99.91±0.03	93.46±0.10	68.16±2.63
	DAL	92.42±0.22	0.23±0.05	92.33±0.16	29.50±1.84
CIFAR-100	CE	73.95±0.16	96.07±0.81	73.99±0.07	49.36±2.09
	DAL	72.06±0.26	0.40±0.35	72.18±0.10	16.95±7.75

4.6 Robustness against Backdoor Attacks

Besides label noise, we observe that DAL also helps to improve robustness against backdoor attacks. Typical backdoor attacks [43] inject triggers into a small part of training examples and change their labels into a specific target class, such that the target model performs well on benign samples whereas consistently classifies any input containing the backdoor trigger into the target class. Following [44], we use two types of backdoor triggers as shown in Figure 6, which are added into 100 randomly selected training examples whose labels are converted into the target class. We first feed clean test samples into the target model to calculate the test accuracy, then remove test samples which are classified into the target class and add triggers into all remained test images to compute the backdoor success rate.

As shown in Table 8, test accuracies of DNNs trained with DAL are comparable to that trained with CE. Moreover, DAL exhibits stronger robustness against backdoor attacks than CE. Local triggers yield almost 100% success rate on DNNs trained with CE while 0% success rate on that trained with DAL. Based on the dynamics of DNNs, they firstly learn patterns shared by most training examples and eventually memorize the correlation between backdoor triggers and target class because the poisoned examples only account for a small proportion (0.2%). Since DAL reduces fitting ability gradually, it also helps to improve backdoor robustness.



Figure 6: Illustration of backdoor triggers.

5 Conclusion

In this paper, we propose Dynamics-Aware Loss (DAL) to address the discrepancy between the static robust loss functions and the dynamic nature of DNNs learning with label noise. At the early stage, since DNNs tend to learn simple and generalized patterns, DAL prioritizes fitting ability to achieve high test accuracy quickly. Subsequently, as DNNs overfit label noise gradually, DAL improves the weight of robustness thereafter. Moreover, DAL puts more emphasis on easy examples than hard ones and introduces a bootstrapping term at the later stage to further combat label noise. We provide detailed theoretical analyses and extensive experimental results to demonstrate the superiority of DAL over existing robust loss functions. Moreover, we also empirically prove that DAL is complementary to other more sophisticated robust algorithms against label noise and helps to improve backdoor robustness. To the best of our knowledge, DAL is the first robust loss functions which takes DNNs' dynamic nature into account, it serves as a simple and strong baseline for learning with label noise.

This work could be extended in the following two research directions. Firstly, for simplicity DAL lets the q linearly increase from q_s to q_e that are both assigned manually, but employing other more complicated dynamic rules such as cosine annealing or even adaptively adjusting q according to DNNs' learning status at different time steps may further boost performance. Secondly, in this paper we only empirically verify that DAL helps to improve backdoor robustness, but learning with label noise also shares some similarities with other types of weakly supervised learning. For example, partial-label learning [45] assumes that each example is assigned with a set of candidate labels, of which only one is the ground truth while others are wrong labels. Therefore, the dynamic nature of DNNs learning with label noise may also inspire more advanced algorithms handling other weakly supervised problems.

References

- [1] Chiyuan Zhang, Samy Bengio, Moritz Hardt, Benjamin Recht, and Oriol Vinyals. Understanding deep learning (still) requires rethinking generalization. *Communications of the ACM*, 64(3):107–115, 2021.
- [2] Zhilu Zhang and Mert R Sabuncu. Generalized cross entropy loss for training deep neural networks with noisy labels. In *Advances in Neural Information Processing Systems*, pages 8792–8802, 2018.
- [3] Lei Feng, Senlin Shu, Zhuoyi Lin, Fengmao Lv, Li Li, and Bo An. Can cross entropy loss be robust to label noise? In *International Joint Conferences on Artificial Intelligence*, pages 2206–2212, 2021.
- [4] Erik Englesson and Hossein Azizpour. Generalized jensen-shannon divergence loss for learning with noisy labels. In *Advances in Neural Information Processing Systems*, 2021.
- [5] Aritra Ghosh, Himanshu Kumar, and PS Sastry. Robust loss functions under label noise for deep neural networks. In *Proceedings of the AAAI Conference on Artificial Intelligence*, volume 31, 2017.
- [6] Devansh Arpit, Stanislaw Jastrzebski, Nicolas Ballas, David Krueger, Emmanuel Bengio, Maxinder S Kanwal, Tegan Maharaj, Asja Fischer, Aaron Courville, Yoshua Bengio, et al. A closer look at memorization in deep networks. In *International Conference on Machine Learning*, pages 233–242, 2017.
- [7] Xingjun Ma, Yisen Wang, Michael E Houle, Shuo Zhou, Sarah Erfani, Shutao Xia, Sudanthi Wijewickrema, and James Bailey. Dimensionality-driven learning with noisy labels. In *International Conference on Machine Learning*, pages 3355–3364, 2018.
- [8] Bo Han, Quanming Yao, Xingrui Yu, Gang Niu, Miao Xu, Weihua Hu, Ivor W Tsang, and Masashi Sugiyama. Co-teaching: robust training of deep neural networks with extremely noisy labels. In *Advances in Neural Information Processing Systems*, pages 8536–8546, 2018.
- [9] Xingrui Yu, Bo Han, Jiangchao Yao, Gang Niu, Ivor Tsang, and Masashi Sugiyama. How does disagreement help generalization against label corruption? In *International Conference on Machine Learning*, pages 7164–7173, 2019.
- [10] Hwanjun Song, Minseok Kim, Dongmin Park, Yooju Shin, and Jae-Gil Lee. Learning from noisy labels with deep neural networks: A survey. *IEEE Transactions on Neural Networks and Learning Systems*, 2022.
- [11] Yu Yao, Tongliang Liu, Bo Han, Mingming Gong, Jiankang Deng, Gang Niu, and Masashi Sugiyama. Dual t: Reducing estimation error for transition matrix in label-noise learning. In *Advances in Neural Information Processing Systems*, pages 7260–7271, 2020.
- [12] Shuo Yang, Erkun Yang, Bo Han, Yang Liu, Min Xu, Gang Niu, and Tongliang Liu. Estimating instance-dependent bayes-label transition matrix using a deep neural network. In *International Conference on Machine Learning*, pages 25302–25312, 2022.
- [13] Xiaobo Xia, Tongliang Liu, Nannan Wang, Bo Han, Chen Gong, Gang Niu, and Masashi Sugiyama. Are anchor points really indispensable in label-noise learning? In *Advances in Neural Information Processing Systems*, pages 6838–6849, 2019.
- [14] Zhaowei Zhu, Jialu Wang, and Yang Liu. Beyond images: Label noise transition matrix estimation for tasks with lower-quality features. In *International Conference on Machine Learning*, pages 27633–27653, 2022.
- [15] Haoliang Sun, Chenhui Guo, Qi Wei, Zhongyi Han, and Yilong Yin. Learning to rectify for robust learning with noisy labels. *Pattern Recognition*, 124:108467, 2022.
- [16] HaiYang Zhang, XiMing Xing, and Liang Liu. Dualgraph: A graph-based method for reasoning about label noise. In *Proceedings of the IEEE/CVF Conference on Computer Vision and Pattern Recognition*, pages 9654–9663, 2021.
- [17] Hwanjun Song, Minseok Kim, and Jae-Gil Lee. Selfie: Refurbishing unclean samples for robust deep learning. In *International Conference on Machine Learning*, pages 5907–5915, 2019.

- [18] Xinshao Wang, Yang Hua, Elyor Kodirov, David A Clifton, and Neil M Robertson. Proselflc: Progressive self label correction for training robust deep neural networks. In *Proceedings of the IEEE/CVF Conference on Computer Vision and Pattern Recognition*, pages 752–761, 2021.
- [19] Xiaobo Xia, Tongliang Liu, Bo Han, Mingming Gong, Jun Yu, Gang Niu, and Masashi Sugiyama. Sample selection with uncertainty of losses for learning with noisy labels. In *International Conference on Learning Representations*, 2022.
- [20] Xiaobo Xia, Jiale Liu, Jun Yu, Xu Shen, Bo Han, and Tongliang Liu. Moderate coreset: A universal method of data selection for real-world data-efficient deep learning. In *International Conference on Learning Representations*, 2023.
- [21] Hongxin Wei, Lei Feng, Xiangyu Chen, and Bo An. Combating noisy labels by agreement: A joint training method with co-regularization. In *Proceedings of the IEEE/CVF Conference on Computer Vision and Pattern Recognition*, pages 13726–13735, 2020.
- [22] Junnan Li, Richard Socher, and Steven CH Hoi. Dividemix: Learning with noisy labels as semi-supervised learning. In *International Conference on Learning Representations*, 2020.
- [23] Ragav Sachdeva, Filipe Rolim Cordeiro, Vasileios Belagiannis, Ian Reid, and Gustavo Carneiro. Scanmix: Learning from severe label noise via semantic clustering and semi-supervised learning. *Pattern Recognition*, 134:109121, 2023.
- [24] Yang Liu and Hongyi Guo. Peer loss functions: Learning from noisy labels without knowing noise rates. In *International conference on machine learning*, pages 6226–6236, 2020.
- [25] Sheng Liu, Jonathan Niles-Weed, Narges Razavian, and Carlos Fernandez-Granda. Early-learning regularization prevents memorization of noisy labels. In *Advances in Neural Information Processing Systems*, pages 20331–20342, 2020.
- [26] Shikun Li, Xiaobo Xia, Shiming Ge, and Tongliang Liu. Selective-supervised contrastive learning with noisy labels. In *Proceedings of the IEEE/CVF Conference on Computer Vision and Pattern Recognition*, pages 316–325, 2022.
- [27] Xiaobo Xia, Tongliang Liu, Bo Han, Chen Gong, Nannan Wang, Zongyuan Ge, and Yi Chang. Robust early-learning: Hindering the memorization of noisy labels. In *International Conference on Learning Representations*, 2021.
- [28] Sheng Liu, Zhihui Zhu, Qing Qu, and Chong You. Robust training under label noise by over-parameterization. In *International Conference on Machine Learning*, 2022.
- [29] Yisen Wang, Xingjun Ma, Zaiyi Chen, Yuan Luo, Jinfeng Yi, and James Bailey. Symmetric cross entropy for robust learning with noisy labels. In *Proceedings of the IEEE/CVF International Conference on Computer Vision*, pages 322–330, 2019.
- [30] Xingjun Ma, Hanxun Huang, Yisen Wang, Simone Romano, Sarah Erfani, and James Bailey. Normalized loss functions for deep learning with noisy labels. In *International Conference on Machine Learning*, pages 6543–6553, 2020.
- [31] Abhishek Kumar and Ehsan Amid. Constrained instance and class reweighting for robust learning under label noise. *arXiv preprint arXiv:2111.05428*, 2021.
- [32] Kurt Hornik, Maxwell Stinchcombe, and Halbert White. Multilayer feedforward networks are universal approximators. *Neural networks*, 2(5):359–366, 1989.
- [33] Hwanjun Song, Minseok Kim, and Jae-Gil Lee. Selfie: Refurbishing unclean samples for robust deep learning. In *International Conference on Machine Learning*, pages 5907–5915, 2019.
- [34] Wen Li, Limin Wang, Wei Li, Eirikur Agustsson, and Luc Van Gool. Webvision database: Visual learning and understanding from web data. *arXiv preprint arXiv:1708.02862*, 2017.
- [35] Xiaobo Xia, Tongliang Liu, Bo Han, Nannan Wang, Mingming Gong, Haifeng Liu, Gang Niu, Dacheng Tao, and Masashi Sugiyama. Part-dependent label noise: Towards instance-dependent label noise. In *Advances in Neural Information Processing Systems*, pages 7597–7610, 2020.
- [36] Youngdong Kim, Junho Yim, Juseung Yun, and Junmo Kim. Nlnl: Negative learning for noisy labels. In *Proceedings of the IEEE/CVF International Conference on Computer Vision*, pages 101–110, 2019.
- [37] Ehsan Amid, Manfred K Warmuth, Rohan Anil, and Tomer Koren. Robust bi-tempered logistic loss based on bregman divergences. In *Advances in Neural Information Processing Systems*, pages 15013–15022, 2019.
- [38] Xiong Zhou, Xianming Liu, Junjun Jiang, Xin Gao, and Xiangyang Ji. Asymmetric loss functions for learning with noisy labels. In *International Conference on Machine Learning*, pages 12846–12856, 2021.

- [39] Xiong Zhou, Xianming Liu, Chenyang Wang, Deming Zhai, Junjun Jiang, and Xiangyang Ji. Learning with noisy labels via sparse regularization. In *Proceedings of the IEEE/CVF International Conference on Computer Vision*, pages 72–81, 2021.
- [40] Zhaoqi Leng, Mingxing Tan, Chenxi Liu, Ekin Dogus Cubuk, Xiaojie Shi, Shuyang Cheng, and Dragomir Anguelov. Polyloss: A polynomial expansion perspective of classification loss functions. In *International Conference on Learning Representations*, 2022.
- [41] Kaiming He, Xiangyu Zhang, Shaoqing Ren, and Jian Sun. Deep residual learning for image recognition. In *Proceedings of the IEEE Conference on Computer Vision and Pattern Recognition*, pages 770–778, 2016.
- [42] Hong-Ming Yang, Xu-Yao Zhang, Fei Yin, Qing Yang, and Cheng-Lin Liu. Convolutional prototype network for open set recognition. *IEEE Transactions on Pattern Analysis and Machine Intelligence*, 44(5):2358–2370, 2020.
- [43] Yingqi Liu, Shiqing Ma, Yousra Aafer, Wen-Chuan Lee, Juan Zhai, Weihang Wang, and Xiangyu Zhang. Trojaning attack on neural networks. In *ISOC Network and Distributed System Security Symposium*, 2018.
- [44] Cheng-Hsin Weng, Yan-Ting Lee, and Shan-Hung Brandon Wu. On the trade-off between adversarial and backdoor robustness. In *Advances in Neural Information Processing Systems*, pages 11973–11983, 2020.
- [45] Jinfu Fan, Yang Yu, Linqing Huang, and Zhongjie Wang. Graphdpi: Partial label disambiguation by graph representation learning via mutual information maximization. *Pattern Recognition*, 134:109133, 2023.