

# On regular graphs with Šoltés vertices

Nino Bašič<sup>1,2,3</sup>, Martin Knor<sup>4</sup>, and Riste Škrekovski<sup>1,5,6</sup>

<sup>1</sup>FAMNIT, University of Primorska, Koper, Slovenia

<sup>2</sup>IAM, University of Primorska, Koper, Slovenia

<sup>3</sup>Institute of Mathematics, Physics and Mechanics, Ljubljana, Slovenia

<sup>4</sup>Slovak University of Technology in Bratislava, Slovakia

<sup>5</sup>Faculty of Mathematics and Physics, University of Ljubljana, Slovenia

<sup>6</sup>Faculty of Information Studies, Novo mesto, Slovenia

March 12, 2023

## Abstract

Let  $W(G)$  be the Wiener index of a graph  $G$ . We say that a vertex  $v \in V(G)$  is a *Šoltés vertex* in  $G$  if  $W(G - v) = W(G)$ , i.e. the Wiener index does not change if the vertex  $v$  is removed. In 1991, Šoltés posed the problem of identifying all connected graphs  $G$  with the property that all vertices of  $G$  are Šoltés vertices. The only such graph known to this day is  $C_{11}$ . As the original problem appears to be too challenging, several relaxations were studied: one may look for graphs with at least  $k$  Šoltés vertices; or one may look for  $\alpha$ -Šoltés graphs, i.e. graphs where the ratio between the number of Šoltés vertices and the order of the graph is at least  $\alpha$ . Note that the original problem is, in fact, to find all 1-Šoltés graphs. We intuitively believe that every 1-Šoltés graph has to be regular and has to possess a high degree of symmetry. Therefore, we are interested in *regular* graphs that contain one or more Šoltés vertices. In this paper, we present several partial results. We describe a construction that gives rise to an infinite family of cubic 2-connected graphs with two Šoltés vertices. Moreover, we report that a computer search on publicly available collections of vertex-transitive graphs did not reveal any 1-Šoltés graph. We are only able to provide examples of large  $\frac{1}{3}$ -Šoltés graphs that are obtained by truncating certain cubic vertex-transitive graphs. This leads us to believe that no 1-Šoltés graph other than  $C_{11}$  exists.

**Keywords:** Šoltés problem, Wiener index, regular graph, cubic graph, Cayley graph, Šoltés vertex.

**Math. Subj. Class. (2020):** 05C12, 05C90, 20B25

# 1 Introduction

All graphs under consideration in this paper are simple and undirected. The *Wiener index* of a graph  $G$ , denoted by  $W(G)$ , is defined as

$$W(G) = \frac{1}{2} \sum_{u \in V(G)} \sum_{v \in V(G)} d_G(u, v) = \sum_{\{u, v\} \subseteq V(G)} d_G(u, v), \quad (1)$$

where  $d_G(u, v)$  is the distance between vertices  $u$  and  $v$  (i.e. the length of a shortest path between  $u$  and  $v$ ). If the graph  $G$  is disconnected, we may take  $W(G) = \infty$ . The Wiener index was introduced in 1947 [15] and has been extensively studied ever since. For a recent survey on the Wiener index see [8]. The *transmission* of a vertex  $v$  in a graph  $G$ , denoted by  $w_G(v)$ , is defined as  $w_G(v) = \sum_{u \in V(G)} d_G(u, v)$ . Note that (1) can also be expressed as  $W(G) = \frac{1}{2} \sum_{u \in V(G)} w_G(u)$ .

Let  $v \in V(G)$ . The graph obtained from  $G$  by removing a vertex  $v$  is denoted by  $G - v$ . If we remove a vertex  $v$  from a graph  $G$ , any of the following scenarios may occur:

- (a) the Wiener index *decreases* (e.g.  $W(K_7) = 21$  and  $W(K_7 - v) = W(K_6) = 15$ );
- (b) the Wiener index *increases* (e.g.  $W(\text{Wh}_9) = 56$  and  $W(\text{Wh}_9 - v_0) = W(C_8) = 64$ , where  $\text{Wh}_n$  denotes the wheel graph on  $n$  vertices and  $v_0$  is the central vertex of the wheel);
- (c) the Wiener index *does not change* (e.g.  $W(\text{Wh}_8) = 42$  and  $W(\text{Wh}_8 - v_0) = W(C_7) = 42$ , where  $v_0$  is the central vertex of  $\text{Wh}_8$ ).

We say that a vertex  $v \in V(G)$  is a *Šoltés vertex* of  $G$  if  $W(G) = W(G - v)$ , i.e. the Wiener index of  $G$  does not change if the vertex  $v$  is removed. If  $G$  is disconnected, with two non-trivial components or with at least three components, then every vertex is a Šoltés vertex. Therefore, it is natural to require that  $G$  is connected. Let  $\check{S}(G) = \{v \in V(G) \mid W(G) = W(G - v)\}$  and let  $0 \leq \alpha \leq 1$ . We say that a graph  $G$  is an  $\alpha$ -*Šoltés graph* if  $|\check{S}(G)| \geq \alpha|V(G)|$ , i.e. the ratio between the number of Šoltés vertices of  $G$  and the order of  $G$  is at least  $\alpha$ . For example, the graph in Figure 1 is the smallest cubic  $\frac{1}{3}$ -Šoltés graph. Note that  $G$  is an 1-Šoltés graph if every vertex in  $G$  is a Šoltés vertex. The only 1-Šoltés graph known to this day is the cycle on 11 vertices,  $C_{11}$ . In this paper, Šoltés graph is simply the synonym for 1-Šoltés graph.

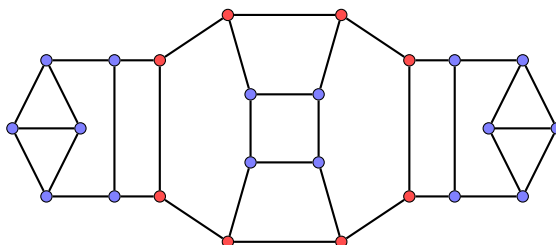


Figure 1: The smallest cubic  $\frac{1}{3}$ -Šoltés graph has 24 vertices. Its Šoltés vertices are coloured red.

The Šoltés problem [14] was forgotten for nearly three decades. It was revived and popularised in 2018 by Knor *et al.* [6]. They considered a relaxation of the original problem: one may look for graphs with a prescribed number of Šoltés vertices. They showed that there exists a unicyclic graph on  $n$  vertices with *at least one* Šoltés vertex for every  $n \geq 9$ . They also showed that there exists a unicyclic graph with a cycle of length  $c$  and at least one Šoltés vertex for every  $c \geq 5$ , and that every graph is an induced subgraph of some larger graph with a Šoltés vertex. They have further shown that a Šoltés vertex in a graph may have a prescribed degree [7]. Namely, they proved that for any  $d \geq 3$  there exist infinitely many graphs with a Šoltés vertex of degree  $d$ . Necessary conditions for the existence of Šoltés vertices in Cartesian products of graphs were also considered [7]. In 2021, Bok *et al.* [3] showed that for every  $k \geq 1$  there exist infinitely many *cactus graphs* with exactly  $k$  distinct Šoltés vertices. In 2021, Hu *et al.* [5] studied a variation of the problem and showed that there exist infinitely many graphs where the Wiener index remains the same even if  $r \geq 2$  distinct vertices are removed from the graph.

Akhmejanova *et al.* [1] considered another possible relaxation of the problem: Do there exist graphs with a given percentage of Šoltés vertices? They constructed two infinite families of graphs with a relatively high proportion of Šoltés vertices. Their first family comprises graphs  $B(k)$ ,  $k \geq 2$ , where  $B(k)$  is a  $\frac{2k}{5k+6}$ -Šoltés graph on  $5k+6$  vertices. Two vertices of  $B(k)$  are of degree  $k+1$ , while the rest are of degree 2. The percentage of Šoltés vertices is below  $\frac{2}{5}$ , but tends to  $\frac{2}{5}$  as  $k$  goes to infinity. They also introduced a two-parametric infinite family  $L(k, m)$ ,  $m \geq 7$  and  $k \geq \frac{m-3}{m-6}$ . Here, the percentage of Šoltés vertices is below  $\frac{1}{2}$ , but tends to  $\frac{1}{2}$  as  $k$  goes to infinity for a fixed  $m$ . These graphs contain at least one leaf, at least  $km$  vertices of degree 2, and a vertex of degree  $km+1$ .

In the present paper we focus on *regular graphs*. Our intuition lead us to believe that the solutions to the original Šoltés problem should be graphs having all vertices of the same degree.

**Conjecture 1.** *If  $G$  is a Šoltés graph then  $G$  is regular.*

For a general regular graph  $G$ , the values  $W(G-u)$  and  $W(G-v)$  might be significantly different for two different vertices  $u, v \in V(G)$ ; it may happen that removal of one vertex increases the Wiener index, while removal of the other vertex decreases the Wiener index. However,  $W(G-u)$  and  $W(G-v)$  are equal if vertices  $u$  and  $v$  belong to the same vertex orbit. Therefore, we believe that a Šoltés graph is likely to be vertex transitive.

**Conjecture 2.** *If  $G$  is a Šoltés graph then  $G$  is vertex transitive.*

Among truncations of cubic vertex-transitive graphs we found several  $\frac{1}{3}$ -Šoltés graphs; see Section 3. Interestingly, all our examples are in fact Cayley graphs and this lead us to pose the following conjecture.

**Conjecture 3.** *If  $G$  is a Šoltés graph then  $G$  is a Cayley graph.*

It is not hard to obtain small examples of regular graphs with Šoltés vertices. We used the `geng` [10] software to generate small  $k$ -regular graphs (for  $k = 3, 4$  and  $5$ ). Let  $\mathcal{R}^r$  denote the class of all  $r$ -regular graphs and let  $\mathcal{R}_n^r$  denote the set of  $r$ -regular graphs on  $n$  vertices. Let  $N(\mathcal{G}, k)$  be the number of graphs in the class  $\mathcal{G}$  that contain exactly  $k$  Šoltés vertices.

Table 1 shows the counts of (non-isomorphic) cubic graphs of orders  $n \leq 26$  that contain Šoltés vertices. We can see that cubic graphs of order 12 or less do not contain Šoltés vertices. There are plenty of examples with one Šoltés vertex. Cubic graphs with two Šoltés vertices first appear at order  $n = 14$ ; there are three such graphs (see Figure 2(a)–(c)). Examples with three and four Šoltés vertices appear at order  $n = 16$ ; there is one cubic graph with three and two cubic graphs with four Šoltés vertices (see Figure 2(d)–(f)). At order  $n = 18$ , there are no graphs with three Šoltés vertices, and only one graph with four Šoltés (see Figure 2(g)). Counts of 4-regular and 5-regular graphs with respect to their number of Šoltés vertices are given in Tables 2 and 3, respectively.

$n$	$ \mathcal{R}_n^3 $	$N(\mathcal{R}_n^3, k)$							
		$k = 1$	$k = 2$	$k = 3$	$k = 4$	$k = 5$	$k = 6$	$k = 7$	$k = 8$
$\leq 12$	112	-	-	-	-	-	-	-	-
14	509	4	<b>3</b>	-	-	-	-	-	-
16	4060	108	37	<b>1</b>	<b>2</b>	-	-	-	-
18	41301	1014	200	-	<b>1</b>	-	-	-	-
20	510489	13460	1076	6	13	-	-	-	-
22	7319447	194432	9610	151	52	-	1	-	-
24	117940535	3161124	130087	2596	333	2	3	-	<b>1</b>

Table 1: The counts of (non-isomorphic) cubic graphs with Šoltés vertices. There are no graphs with Šoltés vertices on orders up to 12. The column labeled  $|\mathcal{R}_n^3|$  gives the total number of cubic graphs of order  $n$ . Symbol ‘-’ is a replacement for 0 (i.e. no such graph exists). Each of the next columns gives the number of graphs with  $k$  Šoltés vertices for  $k = 1, 2, \dots, 8$ . A blue-coloured number means that we have provided drawings of these graphs (see Figures 1 and 2).

$n$	$ \mathcal{R}_n^4 $	$N(\mathcal{R}_n^4, k)$			
		$k = 1$	$k = 2$	$k = 3$	$k = 4$
$\leq 12$	1894	-	-	-	-
13	10778	-	<b>1</b>	-	-
14	88168	30	6	-	-
15	805491	265	85	-	5
16	8037418	2191	472	-	-
17	86221634	14430	2097	4	1

Table 2: The counts of (non-isomorphic) quartic graphs with Šoltés vertices. Naming conventions used in Table 1 also apply here.

$n$	$ \mathcal{R}_n^5 $	$N(\mathcal{R}_n^5, k)$			
		$k = 1$	$k = 2$	$k = 3$	$k = 4$
$\leq 12$	7912	-	-	-	-
14	3459383	8	3	-	-

Table 3: The counts of (non-isomorphic) quintic graphs with Šoltés vertices. Naming conventions used in Table 1 also apply here.

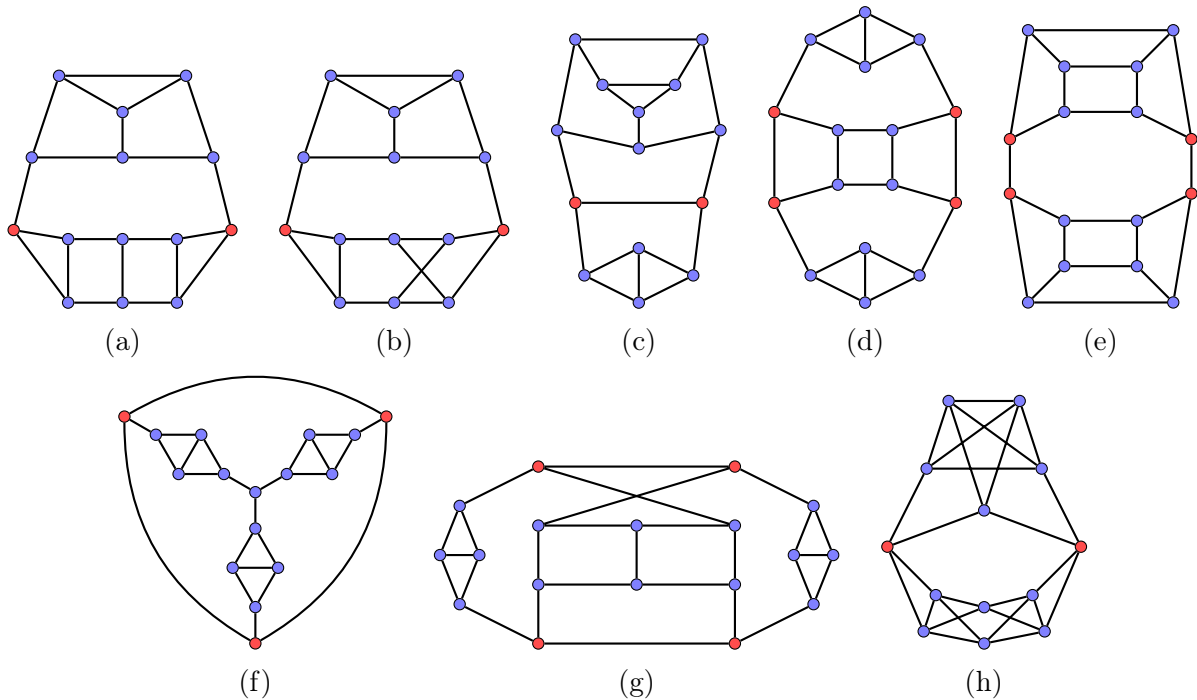


Figure 2: Small examples of regular graphs with two or more Šoltés vertices: (a) to (c) are the three cubic graphs of order 14 with two Šoltés vertices; (d) and (e) are the two cubic graphs of order 16 with four Šoltés vertices; (f) is the only cubic graph of order 16 with three Šoltés vertices; (g) is the only cubic graph of order 18 with four Šoltés vertices; (h) is the only quartic graph of order 13 with two Šoltés vertices. Šoltés vertices are coloured red.

## 2 Cubic 2-connected graphs with two Šoltés vertices

In the present section we prove the following result.

**Theorem 4.** *There exist infinitely many cubic 2-connected graphs  $G$  which contain 2 Šoltés vertices.*

*Proof.* First, we define a graph  $G_t$  on  $8t + 8$  vertices. Take  $2t$  copies of the diamond graph (i.e.  $K_4 - e$ ) and connect their degree-2 vertices, so that a ring of  $2t$  copies of  $K_4 - e$  is formed. Add a disjoint 4-cycle to that graph. Then subdivide one of the edges that connects two consecutive diamonds by two vertices and connect these two vertices with two opposite vertices of the 4-cycle. Add a leaf to each remaining degree-2 vertex of the 4-cycle. Denote the resulting graph by  $G_t$ . For an illustration, see  $G_3$  in Figure 4. Note that  $G_t$  has exactly two leaves, denote them by  $v_1$  and  $v_2$ , and all the remaining vertices have degree 3. Denote by  $u_1$  and  $u_2$  the two vertices at the longest distance from  $v_1$ . This distance is  $d_G(v_1, u_1) = d_G(v_1, u_2) = 3t + 3$  and also  $d_G(v_2, u_1) = d_G(v_2, u_2) = 3t + 3$ . Observe that  $G_t$  has an automorphism (a symmetry) fixing both  $v_1$  and  $v_2$ , while interchanging  $u_1$  with  $u_2$ .

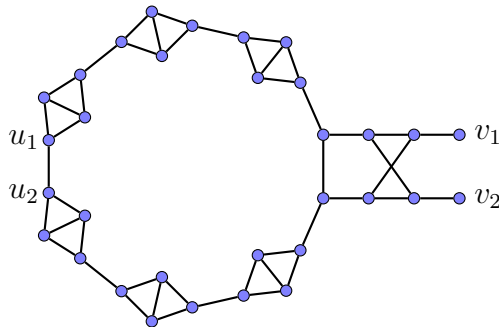


Figure 3: The graph  $G_3$ .

First, we determine  $f(t) = W(G_t) - W(G_t - u_1)$ . We computed  $f(t)$  by summing the contributions of all vertices (first the contribution of quadruples of vertices of all copies of  $K_4 - e$ , and then the contribution of the vertices which are not in any copy of  $K_4 - e$ ). As the calculation is long and tedious, we present just the result

$$f(t) = 16t^3 - 8t^2 - 26t - 14, \quad (2)$$

and we remark, in passing, that it was also checked by a computer.

We will attach trees  $T_1$  and  $T_2$  to vertices  $v_1$  and  $v_2$  of  $G_t$  and then complete them by edges so that the resulting graph  $H$  will be cubic and 2-connected. See Figure 4 for an example. This will be done in three phases. In the first phase, we will carefully construct trees  $T_1$  and  $T_2$  to guarantee that vertices  $u_1$  and  $u_2$  are indeed Šoltés vertices. The vertices of  $T_1$  and  $T_2$  can be partitioned into several layers based on their distance to  $v_1$  and  $v_2$ , respectively. In the second phase, will add the ‘red’ edges whose endpoints are in two consecutive layers. The resulting graph will be denoted  $R$ . The purpose of the second phase is to make sure that the sum of ‘free valencies’ is even within each layer, making the next phase possible. In the last phase, we will add ‘blue’ cycles and paths to

$R$ , so that the resulting graph  $H$  will be cubic and 2-connected. The endpoints of ‘blue’ edges will reside in the same layer of the forest  $T_1 \cup T_2$ . Adding ‘red’ and ‘blue’ edges has no influence on Šoltésness of  $u_1$  and  $u_2$ .

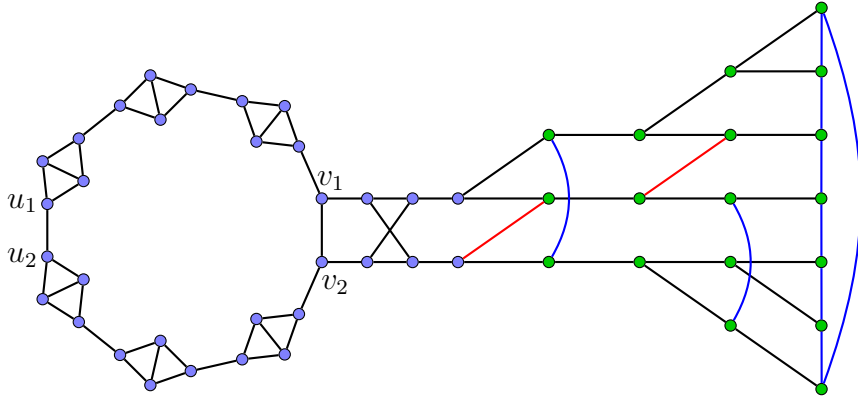


Figure 4: A graph with two Šoltés vertices, namely  $u_1$  and  $u_2$ , that contains  $G_3$ .

Let us consider the resulting graph  $H$ . Observe that if  $x \in V(H) \setminus V(G_t)$ , then we have  $w_H(x) - w_{H-u_1}(x) = d_H(u_1, x)$ , because every  $(u_1, x)$ -path contains one of the vertices from  $\{v_1, v_2\}$ . Hence, for calculating  $W(H) - W(H - u_1)$ , only the distance of the new vertices  $x$  to  $\{v_1, v_2\}$  matters.

Let  $\ell_i$  be the number of added vertices at distance  $i$  from  $\{v_1, v_2\}$ . Since the resulting graph will be cubic and 2-connected, we have  $2 \leq \ell_1 \leq 4, 2 \leq \ell_2 \leq 8, 2 \leq \ell_3 \leq 2^4, \dots$  and for the last value  $\ell_d$  we have  $1 \leq \ell_d \leq 2^{d+1}$ . The trees attached to  $v_1$  and  $v_2$  may be paths in which case we get  $\ell_1 = \ell_2 = \dots = 2$ . In the other extremal situation we may attach complete binary trees such that all leafs have the same depth, which results in  $\ell_i = 2^{i+1}$ . If  $x$  is at distance  $i$  from  $\{v_1, v_2\}$ , then  $d_H(u_1, x) = 3t + 3 + i$ . Denote by  $D$  the sum of distances from all added vertices to  $u_1$ . Then

$$D = \sum_{i=1}^d (3t + 3 + i) \ell_i. \quad (3)$$

Observe that we need to find  $\ell_1, \ell_2, \dots, \ell_d$  so that  $f(t) = D$ . As the resulting graph  $H$  has to be cubic, we need to add an even number of vertices,  $2q$ , to the graph  $G_t$ . What are the bounds for  $D$ ?

First, we determine the lower bound. This bound will be obtained when  $\ell_i$  attains the maximum possible value of  $2^{i+1}$  for every  $1 \leq i \leq d-1$ . In other words, we are attaching complete binary trees to  $v_1$  and  $v_2$ . Let  $a = \lfloor \log_2(2q + 3) \rfloor$ . Recall that the depth of a complete binary tree with  $n$  vertices is  $\lfloor \log_2(n) \rfloor$  and note that in our case  $a - 1 = d$ .

Then

$$\begin{aligned}
\ell_1 &= 4, \\
\ell_2 &= 8, \\
&\vdots \\
\ell_{a-2} &= 2^{a-1}, \\
\ell_{a-1} &= 2q - \sum_{i=1}^{a-2} \ell_i = 2q - 2^a + 4,
\end{aligned}$$

and using the formula  $\sum_{i=1}^a ix^{i-1} = (ax^{a+1} - (a+1)x^a + 1)/(x-1)^2$ , we get

$$\begin{aligned}
D &= \sum_{i=1}^{a-2} (3t + 3 + i)2^{i+1} + (3t + a + 2)(2q - 2^a + 4) \\
&= (3t + 1)2q + \sum_{i=1}^{a-2} (i + 2)2^{i+1} + (a + 1)(2q - 2^a + 4) + 2 \cdot 2^1 + 1 \cdot 2^0 - 5 \\
&= (3t + 1)2q + \sum_{i=1}^a i2^{i-1} + (a + 1)(2q - 2^a + 4) - 5 \\
&= (3t + 1)2q + a2^{a+1} - (a + 1)2^a + 1 + (a + 1)2q - (a + 1)2^a + 4(a + 1) - 5 \\
&= (3t + 1)2q + a2^{a+1} - (a + 1)2^{a+1} + (a + 1)2q + 4a \\
&= (3t + 1)2q - 2^{a+1} + (a + 1)2q + 4a.
\end{aligned}$$

Denote this value of  $D$  by  $D_m$ .

Now we find the upper bound for  $D$ . In this case  $\ell_1 = \ell_2 = \dots = \ell_q = 2$ , and therefore

$$\begin{aligned}
D &= 2(3t + 4) + 2(3t + 5) + \dots + 2(3t + 3 + q) \\
&= (3t + 3)2q + 2 \sum_{i=1}^q i \\
&= (3t + 1)2q + q^2 + 5q.
\end{aligned}$$

Denote this value of  $D$  by  $D^m$ . Note that  $D_m$  and  $D^m$  are functions of  $q$  and  $t$ .

Observe that if  $q \sim 4t\sqrt{t}$  then we have  $D_m < f(t) < D^m$  for large enough  $t$ . Now, we show that for every integer  $D$ ,  $D_m \leq D \leq D^m$ , there are  $\ell_1, \ell_2, \dots, \ell_d$  and an extension  $H$  of  $G_t$  with  $\ell_i$  added vertices at distance  $i$  from  $\{v_1, v_2\}$ , such that  $H$  is a 2-connected cubic graph.

First, we determine the proper values  $\ell_1, \ell_2, \dots, \ell_d$ . We start with  $L = (4, 8, 16, \dots)$ . Assume that after  $(D - 1) - D_m$  steps we obtained the sequence  $L = (\ell_1, \ell_2, \dots, \ell_d)$  which realizes  $D - 1$ . Now, we explain how to obtain a sequence  $L' = (\ell'_1, \ell'_2, \dots, \ell'_d)$  realizing  $D$ . We use the following rule, for which we define  $\ell_{d+1} = 0$ .



**Rule.** Let  $i$  be the smallest value such that  $\ell_i \geq 3$  and either

(i)  $2(\ell_i - 1) > \ell_{i+1} + 1$  or

(ii)  $\ell_i = \ell_{i+1} = 3$ .

Set  $\ell'_j = \ell_j$  for all  $j$ ,  $1 \leq j \leq d+1$ , except for  $j \in \{i, i+1\}$ , for which  $\ell'_i = \ell_i - 1$  and  $\ell'_{i+1} = \ell_{i+1} + 1$ .

Obviously,  $L'$  realizes  $D$ . Observe that if the second part of the rule applies and  $i \geq 2$ , then  $\ell_{i-1} = 2$ , since otherwise  $i-1$  satisfies the assumption of the rule. Moreover, if there is  $k$ ,  $k < i$ , with  $\ell_k \geq 3$ , then choose the largest possible  $k$  with this property. Then  $\ell_{k+1} = \ell_{k+2} = \dots = \ell_{i-1} = 2$ . Hence,  $k$  satisfies the assumption of the rule, a contradiction. It means that if part (ii) of the rule applies, then  $\ell_{i-1} = \ell_{i-2} = \dots = \ell_1 = 2$ .

Next, if  $\ell_{i+1} = 0$  then  $\ell_i \geq 3$ . But if  $\ell_i = 3$  then  $\ell_{i-1} = 2$ , since otherwise the rule applies for  $i-1$ . As  $2q$  is even, there must be  $k < i$  such that  $\ell_k \geq 3$ . Let  $k$  be the greatest possible value with this property. Then the rule applies for  $k$ , a contradiction. Thus, if  $\ell_{i+1} = 0$  then  $\ell_i \geq 4$  which means that  $\ell'_i \geq 3$  and the unique vertex of  $\ell'_{i+1}$  can have degree 3.

For an illustration, the sequence of  $L$ 's for  $2q = 20$  is

(4, 8, 8),	(4, 5, 6, 5),	(3, 4, 5, 7, 1),	(2, 3, 5, 6, 4),	(2, 2, 4, 4, 7, 1),
(4, 7, 9),	(4, 4, 7, 5),	(3, 4, 5, 6, 2),	(2, 3, 4, 7, 4),	(2, 2, 3, 5, 7, 1),
(4, 6, 10),	(3, 5, 7, 5),	(3, 4, 4, 7, 2),	(2, 3, 4, 6, 5),	(2, 2, 3, 5, 6, 2),
(4, 6, 9, 1),	(3, 5, 6, 6),	(3, 3, 5, 7, 2),	(2, 3, 4, 5, 6),	(2, 2, 3, 4, 7, 2),
(4, 6, 8, 2),	(3, 4, 7, 6),	(2, 4, 5, 7, 2),	(2, 3, 4, 4, 7),	(2, 2, 3, 4, 6, 3),
(4, 5, 9, 2),	(3, 4, 6, 7),	(2, 4, 5, 6, 3),	(2, 3, 3, 5, 7),	etc.
(4, 5, 8, 3),	(3, 4, 5, 8),	(2, 4, 4, 7, 3),	(2, 2, 4, 5, 7),	
(4, 5, 7, 4),	(3, 4, 5, 7, 1),	(2, 3, 5, 7, 3),	(2, 2, 4, 5, 6, 1),	

There are altogether 67 sequences since  $D^m - D_m = 66$  if  $2q = 20$ .

Now, we construct a graph containing  $G_t$  and realizing  $L$ . We start with trees rooted at  $v_1$  and  $v_2$ . Let  $T_j$  be the tree rooted at  $v_j$ ,  $1 \leq j \leq 2$ . Then  $T_1$  will have  $\lceil \ell_i/2 \rceil$  vertices at distance  $i$  from  $v_1$  and  $T_2$  will have  $\lfloor \ell_i/2 \rfloor$  vertices at distance  $i$  from  $v_2$ . Observe that it is possible to construct both  $T_1$  and  $T_2$ . We have two possibilities.

**Case 1:**  $\ell_i = 2\ell_{i-1}$ . Then either  $\ell_i = 2^{i+1}$ ,  $\ell_{i-1} = 2^i, \dots, \ell_1 = 4$  and on the first  $i$  levels both  $T_1$  and  $T_2$  are complete binary trees of height  $i$ ; or  $\ell_1 = \ell_2 = \dots = \ell_{i-1} = 2$  and  $\ell_i = 4$ , which means that both  $T_1$  and  $T_2$  contain one vertex at levels  $1, 2, \dots, i-1$  and two vertices at level  $i$ .

**Case 2:**  $\ell_i \leq 2\ell_{i-1} - 1$ . If  $\ell_{i-1}$  is even then we can construct  $i$ -th level of both  $T_1$  and  $T_2$ , and at least one vertex of level  $i-1$  of  $T_2$  will have degree less than 3. On the other hand, if  $\ell_{i-1}$  is odd then  $T_2$  has only  $(\ell_{i-1} - 1)/2$  vertices at level  $i-1$ . However, it has  $\lfloor \ell_i/2 \rfloor$  vertices at level  $i$  and  $\lfloor \ell_i/2 \rfloor \leq \lfloor (2\ell_{i-1} - 1)/2 \rfloor = \ell_{i-1} - 1 = 2\lfloor \ell_{i-1}/2 \rfloor$ , so in  $T_2$ , the number of vertices at level  $i$  is at most twice the number of vertices at level  $i-1$ . In this

case, at least one vertex at level  $i - 1$  in  $T_1$  will have degree less than 3. This concludes Case 2.

We construct the trees  $T_1$  and  $T_2$  so that at each level we minimise the number of vertices of degree 3. Denote  $T = T_1 \cup T_2$ .

Consider  $v_1$  and  $v_2$  as vertices of level 0, and set  $\ell_0 = 2$ . We plan to add edges within levels (i.e. ‘blue’ edges) to create a cubic graph, but sometimes we must also add edges between consecutive levels (i.e. ‘red’ edges). First, we add necessary edges connecting vertices of different levels. For every  $i \geq 1$ , if  $\sum_{j=0}^i \ell_j$  is odd then add an edge joining a vertex (of degree  $\leq 2$ ) of  $(i - 1)$ -th level with a vertex of  $i$ -th level. We show that it is always possible to add required edges. In fact, we add the red edges step by step starting with level 1, together with creating the trees  $T_1$  and  $T_2$ . And we show that at each level it is possible to add a required edge. We distinguish two cases:

**Case 1:** *There is no red edge between levels  $i - 2$  and  $i - 1$ .* If  $2\ell_{i-1} = \ell_i$ , then either (a)  $\ell_1 = \ell_2 = \dots = \ell_{i-1} = 2$  and  $\ell_i = 4$ , or (b)  $\ell_j = 2^{j+1}$  for all  $j \leq i$ . In both subcases  $\sum_{j=0}^i \ell_j$  is even, and no red edge is added between levels  $i - 1$  and  $i$ . Suppose that  $2\ell_{i-1} > \ell_i$ . Then there is a vertex at  $(i - 1)$ -st level, say  $x$ , whose degree is less than 3. If  $2\ell_i > \ell_{i+1}$ , then there is a vertex at  $i$ -th level, say  $y$ , whose degree is also less than 3, and we can add the edge  $xy$ . (Observe that if we add these additional edges together with the construction of trees  $T_1$  and  $T_2$ , then we do not create parallel edges. The only problem occurs when  $x$  is the unique vertex at level  $i - 1$  in  $T_j$  and  $y$  is also in  $T_j$ . But then either  $\ell_{i-1} = 3$  and  $j = 2$ , in which case  $x$  can be chosen in  $T_1$ , or  $\ell_{i-1} = 2$  and  $\ell_i = 3$  in which case  $x$  can be chosen in  $T_2$  and  $y$  in  $T_1$ .) On the other hand, if  $2\ell_i = \ell_{i+1}$  then (recall that  $2\ell_{i-1} > \ell_i$ )  $\ell_1 = \dots = \ell_{i-1} = \ell_i = 2$  and  $\ell_{i+1} = 4$ , so  $\sum_{j=0}^i \ell_j$  is even, and no red edge is added between levels  $i - 1$  and  $i$ .

**Case 2:** *There is a red edge between levels  $i - 2$  and  $i - 1$ .* Then  $\sum_{j=0}^{i-1} \ell_j$  is odd. Assume that we also have to add a red edge between levels  $i - 1$  and  $i$ . Then  $\sum_{j=0}^i \ell_j$  is also odd which means that  $\ell_i$  is even and that  $2\ell_{i-1} > \ell_i$ , as shown in Case 1. Hence,  $2\ell_{i-1} > \ell_i + 1$ , so there is a vertex at  $(i - 1)$ -st level, say  $x$ , whose degree is less than 3. As  $2\ell_i > \ell_{i+1}$ , there is a vertex at  $i$ -th level, say  $y$ , whose degree is also less than 3, and we can add the edge  $xy$ . (Multiple edges can be avoided analogously as in Case 1.)

We remark that we did not precisely specify how to choose the vertices  $x$  and  $y$ , when a red edge is add between levels  $i - 1$  and  $i$  in case there are several possibilities. Here are a few simple rules to follow when choosing  $x$  or  $y$  at level  $i$ :

- (i) if there are at least three leaves (in  $T_1 \cup T_2$ ) at level  $i$ , then do not choose these leaves;
- (ii) if there is exactly one leaf  $w$  at level  $i$ ,  $w \in V(T_j)$ , then there must be a protected degree-2 vertex at level  $i$  in  $T_{3-j}$  (i.e. the protected vertex shall not be chosen);
- (iii) if there are two leaves  $w$  and  $w'$  at level  $i$  (one of them is in  $T_1$  and the other in  $T_2$ , as we will prove later), then one degree-2 vertex from  $T_1$  and one degree-2 vertex from  $T_2$  has to be protected;

(iv) if there are no leaves at level  $i$ , we have no constraints.

The above rules will be fully justified later, when we will consider 2-connectivity of the resulting graph  $H$ . Denote by  $R$  the graph obtained after adding red edges, as described above. Choose  $i \geq 1$  and denote by  $a_1, a_2, \dots, a_{\ell_i}$  the vertices at  $i$ -th level. We show the following claim.

**Claim 1.** *The sum  $\sum_{j=1}^{\ell_i} (3 - \deg_R(a_j))$  is even.*

*Proof of Claim 1.* We distinguish two cases with, two subcases each.

**Case 1:**  $\sum_{j=0}^i \ell_j$  is odd. Then there are  $\ell_i + 1$  edges between levels  $\ell_{i-1}$  and  $\ell_i$  in  $R$ . If  $\ell_{i+1}$  is odd, then  $\sum_{j=0}^{i+1} \ell_j$  is even, so there are  $\ell_{i+1}$  edges between levels  $i$  and  $i + 1$ . Hence,  $\sum_{j=1}^{\ell_i} (3 - \deg_R(a_j)) = 3\ell_i - \ell_i - 1 - \ell_{i+1}$  is even. On the other hand, if  $\ell_{i+1}$  is even, then  $\sum_{j=0}^{i+1} \ell_j$  is odd, so there are  $\ell_{i+1} + 1$  edges between levels  $i$  and  $i + 1$ . Hence,  $\sum_{j=1}^{\ell_i} (3 - \deg_R(a_j)) = 3\ell_i - \ell_i - 1 - \ell_{i+1} - 1$  is even.

**Case 2:**  $\sum_{j=0}^i \ell_j$  is even. Then there are  $\ell_i$  edges between levels  $\ell_{i-1}$  and  $\ell_i$  in  $R$ . If  $\ell_{i+1}$  is odd, then  $\sum_{j=0}^{i+1} \ell_j$  is odd, so there are  $\ell_{i+1} + 1$  edges between levels  $i$  and  $i + 1$ . Hence,  $\sum_{j=1}^{\ell_i} (3 - \deg_R(a_j)) = 3\ell_i - \ell_i - \ell_{i+1} - 1$  is even. On the other hand, if  $\ell_{i+1}$  is even, then  $\sum_{j=0}^{i+1} \ell_j$  is also even, so there are  $\ell_{i+1}$  edges between levels  $i$  and  $i + 1$ . Hence,  $\sum_{j=1}^{\ell_i} (3 - \deg_R(a_j)) = 3\ell_i - \ell_i - \ell_{i+1}$  is even.  $\square$

The value  $3 - \deg_R(v)$  could be considered as the ‘free valency’ of vertex  $v$ . This value tells us how many edges incident to  $v$  still have to be added in order for vertex  $v$  to become cubic. So, at each level  $i$ ,  $1 \leq i \leq d$ , the sum  $\sum_{j=1}^{\ell_i} (3 - \deg_R(a_j))$  is even. This means that, in general, after we add some edges connecting vertices within level  $i$ , and when we do that for all  $i$ ,  $1 \leq i \leq d$ , the resulting graph  $H$  will be cubic. We now describe how to add these ‘blue’ edges, so that  $H$  will be 2-connected, and how to resolve the cases when a level has small number of remaining degree-2 vertices.

**Observation.**  *$H$  will be 2-connected if for every leaf  $x$  of  $T$ , say  $x \in V(T_k)$ , where  $1 \leq k \leq 2$  and  $x$  is a vertex at level  $i$ , there is a path, say  $P$ , containing only the vertices of level  $i$  and connecting  $x$  with a vertex, say  $y$ , of  $T_{3-k}$ .*

We refer to the above as the *2-connectivity condition*. The reason is that  $P$  can be completed to a cycle using a  $(v_k, x)$ -path in  $T_k$  and a  $(v_{3-k}, y)$ -path in  $T_{3-k}$ . Since all cycles constructed in this way contain three vertices of  $G_t$ , the resulting graph  $H$  will be 2-connected. We remark that in one special case the path  $P$  will contain vertices of levels  $i$  and  $i + 1$ , but it will still be possible to complete  $P$  to a cycle containing three vertices of  $G_t$ . Our attention will be focused on the leaves of  $T$ .

First, we consider the  $d$ -th (i.e., the last) level. Note that all the vertices at level  $d$  are leaves of  $T$ . Since  $\sum_{j=1}^d \ell_j = 2q$  is even, each vertex at level  $d$  has degree 1 in  $R$ . We distinguish three cases.

**Case 1:**  $\ell_d \geq 3$ . In this case, we add to graph  $R$  a cycle passing through all the vertices of level  $d$ . Then the vertices of level  $d$  will have degree 3 and they will satisfy the 2-

connectivity condition, since  $\lceil \ell_d/2 \rceil$  vertices of level  $d$  are in  $T_1$  and  $\lfloor \ell_d/d \rfloor$  of them are in  $T_2$ .

**Case 2:**  $\ell_d = 1$ . Then  $\ell_{d-1} \geq 3$ , as already shown. In this case, we replace the sequence  $L = (\ell_1, \ell_2, \dots, \ell_{d-1}, 1)$  by  $L^* = (\ell_1, \ell_2, \dots, \ell_{d-1}, 3)$  and we find a 2-connected cubic graph  $H^*$  realizing  $L^*$ . In this graph, the pendant vertices of level  $d$  are connected to three different vertices of level  $d-1$  in  $T$ , since at each level we minimised the number of degree-3 vertices. Since  $\sum_{j=1}^d \ell_j$  is even, there are no other edges connecting vertices of level  $d-1$  with those of level  $d$  in  $R$ . Hence, we add a 3-cycle as described in Case 1, and then contract the three vertices at level  $d$  to a single vertex. If  $H^*$  is cubic and 2-connected, then so is the resulting graph  $H$ .

**Case 3:**  $\ell_d = 2$ . In this case, we simultaneously resolve the problem for levels  $d$  and  $d-1$ . Since  $\sum_{j=1}^{d-1} \ell_j$  is even, all vertices of level  $d-1$  have degree 1 except for two, which have degree 2. (Recall that  $T$  was constructed so that at each level the number of vertices of degree 3 was minimised.)

If  $\ell_{d-1} = 2$ , then connect both vertices of level  $d-1$  with both vertices of level  $d$  and add an edge connecting the vertices of level  $d$ . Then the vertices of levels  $d-1$  and  $d$  have degree 3 and they satisfy the 2-connectivity condition.

If  $\ell_{d-1} \geq 3$ , then pick a vertex of degree 1 at level  $d-1$ , say  $x$ , and join it to both vertices of level  $d$ . Then  $x$  has degree 3, but since it is a leaf of  $T$ , it does not satisfy the 2-connectivity condition in the strict sense. Nevertheless, there is a cycle in  $H$  which contains edges of  $G_t$ , a path connecting  $v_1$  with a vertex of level  $d$  in  $T_1$ , a path connecting  $v_2$  with a vertex of level  $d$  in  $T_2$ , and the two edges connecting  $x$  with the vertices of level  $d$ , which is sufficient. Then add to  $H$  the edge connecting vertices of level  $d$  and add a path passing through all vertices of level  $d-1$  except  $x$ , and starting/ending in the two degree-2 vertices. This resolves the problem for levels  $d$  and  $d-1$ . This concludes Case 3.

We now turn to level  $i$ ,  $1 \leq i < d$ . In case  $\ell_d = 2$ , we assume  $i < d-1$ . Then vertices of level  $i$  are connected to vertices of levels  $i-1$  and  $i+1$  using only the edges of  $R$ , and we now add only edges connecting vertices within level  $i$ , i.e. the blue edge.

In some cases, we specify positions of red edges that were added to  $T$  to form  $R$ , to justify the four rules for choosing vertices  $x$  and  $y$  in the process of creating  $R$ .

If there is no leaf at level  $i$ , then all vertices of this level have degrees 2 and 3 in  $R$ . By Claim 1, there is an even number of degree-2 vertices. Thus, we can add a collection of independent edges so that all vertices of level  $i$  will have degree 3. Since there were no leaves, the vertices of level  $i$  satisfy the 2-connectivity condition.

Now suppose that there are leaves in level  $i$ . Since we minimised the number of vertices of degree 3 when constructing  $T$ , there are no vertices of degree 3 in level  $i$ . Consequently, each vertex of level  $i$  is connected to at most one vertex in level  $i+1$  in  $T$ . Hence,  $T_1$  and  $T_2$  have, respectively,  $\lceil \ell_i/2 \rceil - \lceil \ell_{i+1}/2 \rceil$  and  $\lfloor \ell_i/2 \rfloor - \lfloor \ell_{i+1}/2 \rfloor$  leaves at level  $i$ . Denote  $k = (\lceil \ell_i/2 \rceil - \lceil \ell_{i+1}/2 \rceil) - (\lfloor \ell_i/2 \rfloor - \lfloor \ell_{i+1}/2 \rfloor)$ . Since  $k = (\lceil \ell_i/2 \rceil - \lfloor \ell_i/2 \rfloor) - (\lceil \ell_{i+1}/2 \rceil - \lfloor \ell_{i+1}/2 \rfloor)$ , we have

$$-1 \leq k \leq 1. \tag{4}$$

This means that the numbers of leaves at level  $i$  in  $T_1$  and  $T_2$  differ by at most one, and also that there are no degree-3 vertices at level  $i$  in  $T$ . Moreover, since  $i < d$ , level  $i$

contains two vertices, say  $b_1$  and  $b_2$ , such that  $b_1 \in V(T_1)$ ,  $b_2 \in V(T_2)$  and  $b_1, b_2$  are not leaves in  $T$ . Then  $\deg_T(b_1) = \deg_T(b_2) = 2$ . We distinguish three cases.

**Case 1:**  $T$  has at least 3 leaves at level  $i$ . If  $E(R) \setminus E(T)$  contains an edge connecting levels  $i - 1$  and  $i$ , then this edge will terminate at  $b_1$ , and if  $E(R) \setminus E(T)$  contains an edge connecting levels  $i$  and  $i + 1$ , then this edge will start at  $b_2$ . (Note that if we create  $T$  and  $R$  simultaneously, level by level, then we can form  $b_1$  and  $b_2$ , so that we do not get parallel edges. Namely, if the vertex of degree  $< 3$  at level  $i - 1$  has degree 2, then connect it to a leaf in  $T$ ; and if the vertex of degree  $< 3$  in level  $i + 1$  is connected to  $b_2$ , then relabel  $b_1$  and  $b_2$ .) This leaves the leaves untouched. Then we add a cycle passing through all leaves of level  $i$  and add a collection of independent edges so that all vertices of level  $i$  become degree-3 vertices. Since, at level  $i$ , at least one leaf is in  $T_1$  and at least one is in  $T_2$ , the vertices at level  $i$  satisfy the 2-connectivity condition.

**Case 2:**  $T$  has exactly two leaves at level  $i$ . Denote these vertices by  $a_1$  and  $a_2$ . As mentioned above, we may assume that  $a_1 \in V(T_1)$  and  $a_2 \in V(T_2)$ . If  $E(R) \setminus E(T)$  contains an edge connecting levels  $i - 1$  and  $i$ , then this edge will terminate at  $a_1$ , and if  $E(R) \setminus E(T)$  contains an edge connecting levels  $i$  and  $i + 1$ , then this edge will start at  $a_2$ . (Again, if a vertex of degree  $< 3$  in level  $i - 1$  has degree 2, then connect it to  $b_1$  or  $b_2$  in  $T$ , to avoid creating parallel edges in  $R$ .) Then add edges  $a_1b_2$ ,  $a_2b_1$ , and a collection of independent edges so that all vertices of level  $i$  become degree-3 vertices. Due to the presence of edges  $a_1b_2$  and  $a_2b_1$ , the vertices at level  $i$  satisfy the 2-connectivity condition.

**Case 3:**  $T$  has exactly one leaf at level  $i$ . Denote this vertex by  $a$ . Without loss of generality, assume that  $a \in V(T_1)$ . If  $E(R) \setminus E(T)$  contains an edge connecting levels  $i - 1$  and  $i$ , then this edge will terminate at  $b_1$ , and if  $E(R) \setminus E(T)$  contains an edge connecting levels  $i$  and  $i + 1$ , then this edge will start at  $a$ . (If a vertex of degree  $< 3$  in level  $i - 1$  has degree 2, then connect it to  $a$  or  $b_2$  in  $T$ , to avoid creating parallel edges in  $R$ .) Then add the edge  $ab_2$ , and a collection of independent edges so that all vertices of level  $i$  become degree-3 vertices. Due to the presence of edge  $ab_2$ , vertices at level  $i$  satisfy the 2-connectivity condition.  $\square$

### 3 Concluding remarks and further work

We believe that if there exists another Šoltés graph in addition to  $C_{11}$ , it is likely to be vertex-transitive or has a low number of vertex orbits. Vertices of the same orbit are either all Šoltés vertices or none of them is.

Holt and Royle [4] have constructed a census of all vertex-transitive graphs with less than 48 vertices; these graphs can be obtained from their Zenodo repository [13] in the graph6 format [9]. The repository contains 100 720 391 graphs in total, 100 716 591 of which are connected [11]. The computer search revealed that the only Šoltés graph among them is the well-known  $C_{11}$ .

We also examined the census of cubic vertex-transitive graphs by Potočník, Spiga and Verret [12]. Their census contains all (connected) cubic vertex-transitive graphs on up to 1280 vertices; there are 111 360 such graphs.  $\text{CVT}(n, i)$  denotes the  $i$ -th graph of order  $n$  in the census. No Šoltés graph has been found, but the search revealed that there

exist graphs that are  $\frac{1}{3}$ -Šoltés, i.e.  $\frac{1}{3}$  of all vertices are Šoltés vertices. We found 7 cubic  $\frac{1}{3}$ -Šoltés graphs; all of them are *truncations* of certain cubic vertex-transitive graphs. In this paper, the truncation of a graph  $G$  is denoted by  $\text{Tr}(G)$ . Note that the truncation of a vertex-transitive graph is not necessarily a vertex-transitive graph; in the case of cubic graphs, there may be up to 3 vertex orbits. When doing the computer search, we have to check the Šoltés property for one vertex from each orbit only. Here is the list of cubic vertex-transitive graphs  $G$ , such that  $\text{Tr}(G)$  is a  $\frac{1}{3}$ -Šoltés graph:

$$\begin{array}{llll} \text{CVT}(384, 805), & \text{CVT}(600, 259), & \text{CVT}(768, 3650), & \text{CVT}(1000, 302), \\ \text{CVT}(1056, 538), & \text{CVT}(1056, 511), & \text{CVT}(1280, 967). & \end{array}$$

Interestingly, all these graphs are *Cayley graphs*. Several properties of these graphs are listed in the Appendix. The graph  $\text{CVT}(768, 3650)$  is the only non-bipartite example, while the rest are bipartite. Girths of these graph are values from the set  $\{4, 6, 8, 10, 12\}$ . We were able to identify seven such graphs. However, we believe that there could exist many more.

**Problem 5.** *Find an infinite family of cubic vertex-transitive graphs  $\{G_i\}_{i=1}^{\infty}$ , such that  $\text{Tr}(G_i)$  is a  $\frac{1}{3}$ -Šoltés graph for all  $i \geq 1$ .*

Moreover, we also found an example of a 4-regular  $\frac{1}{3}$ -Šoltés graph, namely the graph  $L(\text{CVT}(324, 104))$ . It has order 486 and is the *line graph* of  $\text{CVT}(324, 104)$ , which is a Cayley graph. More data can be found in the Appendix.

Of course,  $\frac{1}{3}$ -Šoltés is still a long way from being Šoltés. The next conjecture is additionally reinforced by the fact that there are no Šoltés graphs among vertex-transitive graphs with less than 48 vertices.

**Conjecture 6.** *The cycle on eleven vertices,  $C_{11}$ , is the only Šoltés graph.*

**Acknowledgments.** The first author is supported in part by the Slovenian Research Agency (research program P1-0294 and research projects J1-1691, N1-0140, and J1-2481). The second author acknowledges partial support by Slovak research grants VEGA 1/0567/22, VEGA 1/0206/20, APVV-19-0308, and APVV-17-0428. The second and third authors acknowledge partial support of the Slovenian research agency ARRS; program P1-0383 and ARRS project J1-3002.

## References

- [1] M. Akhmejanova, K. Olmezov, A. Volostnov, I. Vorobyev, K. Vorob'ev, Y. Yarovikov, Wiener index and graphs, almost half of whose vertices satisfy Šoltés property, [arXiv:2012.08786](https://arxiv.org/abs/2012.08786) [math.CO].
- [2] H. U. Besche, B. Eick, E. O'Brien, SmallGrp (The GAP Small Groups Library), <https://docs.gap-system.org/pkg/smallgrp/doc/manual.pdf>.
- [3] J. Bok, N. Jedličková, J. Maxová, A relaxed version of Šoltés's problem and cactus graphs, *Bull. Malays. Math. Sci. Soc.* **44** (2021) 3733–3745.

- [4] D. Holt, G. Royle, A census of small transitive groups and vertex-transitive graphs, *J. Symb. Comput.* **101** (2020) 51–60.
- [5] Y. Hu, Z. Zhu, P. Wu, Z. Shao, A. Fahad, On investigations of graphs preserving the Wiener index upon vertex removal, *AIMS Math.* **6** (2021) 12976–12985.
- [6] M. Knor, S. Majstorović, R. Škrekovski, Graphs whose Wiener index does not change when a specific vertex is removed, *Discrete Appl. Math.* **238** (2018) 126–132.
- [7] M. Knor, S. Majstorović, R. Škrekovski, Graphs preserving Wiener index upon vertex removal, *Appl. Math. Comput.* **338** (2018) 25–32.
- [8] M. Knor, R. Škrekovski, A. Tepoh, Mathematical aspects of Wiener index, *Ars Math. Contemp.* **11** (2016) 327–352.
- [9] B. D. McKay, Description of `graph6`, `sparse6` and `digraph6` encodings, <http://users.cecs.anu.edu.au/~bdm/data/formats.txt>.
- [10] B. D. McKay, A. Piperno, Practical graph isomorphism, II, *J. Symb. Comput.* **60** (2014) 94–112.
- [11] OEIS Foundation Inc. (2022), Entry A006799 in The On-Line Encyclopedia of Integer Sequences, <https://oeis.org/A006799>.
- [12] P. Potočnik, P. Spiga, G. Verret, Cubic vertex-transitive graphs on up to 1280 vertices, *J. Symb. Comput.* **50** (2013) 465–477.
- [13] G. Royle, D. Holt, Vertex-transitive graphs on fewer than 48 vertices [Data set], Zenodo, <https://doi.org/10.5281/zenodo.4010122>.
- [14] Ľ. Šoltés, Transmission in graphs: A bound and vertex removing, *Math. Slovaca* **41** (1991) 11–16.
- [15] H. Wiener, Structural determination of paraffin boiling points, *J. Am. Chem. Soc.* **69** (1947) 17–20.

## 4 Appendix

There are 7 cubic vertex-transitive graphs  $G$  on up to 1280 vertices, such that  $\text{Tr}(G)$  is a  $\frac{1}{3}$ -Šoltés graph. Since all these graph are Cayley graphs, we give the generating set for the Cayley graph. Note that the group itself (its permutation representation) is given implicitly by these generators; however, we also give the group's ID from GAP's library of small groups [2].  $\text{SmallGroup}(n, k)$  is the  $k$ -th group of order  $n$  from that library. We also calculated girth, diameter and tested all graphs for bipartiteness.

- CVT(384, 805):

$$\begin{aligned} &\text{Group}([(2, 4)(6, 12, 17, 19, 18, 14)(7, 10, 20)(8, 15, 16, 9, 11, 13), \\ &\quad (1, 4)(2, 3)(5, 13)(6, 18)(7, 17)(8, 15)(9, 12)(10, 14)(11, 19)(16, 20)]) \\ &\cong \text{SmallGroup}(384, 5781) \end{aligned}$$

girth: 6; diameter: 10; bipartite? True

- CVT(600, 259):

$$\begin{aligned} &\text{Group}([(1, 2)(3, 4)(5, 6)(7, 9)(8, 10)(13, 14)(16, 17), \\ &\quad (1, 3)(5, 7)(6, 8)(9, 12)(10, 13)(11, 14)(15, 16), \\ &\quad (1, 4)(2, 3)(5, 6)(8, 11)(9, 10)(13, 14)(15, 17)]) \\ &\cong \text{SmallGroup}(600, 103) \end{aligned}$$

girth: 10; diameter: 13; bipartite? True

- CVT(768, 3650):

$$\begin{aligned} &\text{Group}([(2, 3)(4, 7)(5, 6)(10, 12), \\ &\quad (2, 4)(3, 5)(6, 7)(9, 10)(11, 12), \\ &\quad (1, 2)(3, 6)(4, 8)(5, 7)]) \\ &\cong \text{SmallGroup}(768, 1090104) \end{aligned}$$

girth: 8; diameter: 16; bipartite? False

- CVT(1000, 302):

$$\begin{aligned} &\text{Group}([(4, 5)(6, 7)(9, 14)(10, 18)(11, 21)(12, 23)(13, 25)(15, 24)(16, 27)(17, 29) \\ &\quad (19, 26)(20, 31)(22, 28)(30, 32), \\ &\quad (1, 2)(3, 4)(5, 6)(8, 9)(10, 15)(11, 19)(12, 18)(13, 21)(14, 23)(16, 17)(20, 27) \\ &\quad (22, 29)(24, 31)(25, 32)(26, 28), \\ &\quad (1, 2)(8, 17)(9, 27)(10, 11)(12, 26)(13, 24)(14, 22)(15, 18)(16, 30)(20, 32) \\ &\quad (21, 28)(23, 31)(25, 29)]) \\ &\cong \text{SmallGroup}(1000, 105) \end{aligned}$$

girth: 10; diameter: 15; bipartite? True



- CVT(1056, 538):

$$\begin{aligned} & \text{Group}([(2, 3)(4, 5)(6, 8)(7, 10)(9, 11)(13, 14)(15, 16)(17, 18)(19, 20)(21, 22), \\ & \quad (1, 2)(4, 6)(7, 9)(12, 13)(14, 15)(16, 17)(18, 19)(20, 21), \\ & \quad (4, 7)(6, 9)(10, 11)(12, 13)(14, 15)(16, 17)(18, 19)(20, 21)]) \\ & \cong \text{SmallGroup}(1056, 493) \end{aligned}$$

girth: 4; diameter: 22; bipartite? True

- CVT(1056, 511):

$$\begin{aligned} & \text{Group}([(2, 3)(12, 13)(14, 15)(16, 17)(18, 19)(20, 21), \\ & \quad (1, 2)(4, 5)(6, 7)(8, 9)(10, 11)(12, 14)(15, 16)(17, 18)(19, 20)(21, 22), \\ & \quad (5, 6)(7, 8)(9, 10)(12, 13)(14, 15)(16, 17)(18, 19)(20, 21)]) \\ & \cong \text{SmallGroup}(1056, 468) \end{aligned}$$

girth: 4; diameter: 22; bipartite? True

- CVT(1280, 967):

$$\begin{aligned} & \text{Group}([(1, 2)(3, 5)(7, 9)(8, 11)(10, 15)(12, 19)(13, 20)(14, 22)(16, 25)(17, 27) \\ & \quad (18, 29)(21, 32)(23, 34)(24, 30)(26, 31)(28, 37), \\ & \quad (1, 3)(4, 5)(6, 7)(8, 12)(9, 13)(10, 16)(11, 17)(15, 23)(18, 30)(20, 31) \\ & \quad (21, 27)(22, 25)(24, 28)(26, 36)(29, 33)(35, 37), \\ & \quad (1, 4)(2, 3)(6, 8)(7, 10)(9, 14)(11, 18)(12, 20)(13, 21)(15, 24)(16, 26) \\ & \quad (17, 28)(19, 29)(22, 33)(23, 35)(25, 30)(27, 36)(31, 34)(32, 37)]) \\ & \cong \text{SmallGroup}(1280, 81752) \end{aligned}$$

girth: 12; diameter: 16; bipartite? True

There exists one cubic vertex-transitive graph  $G$  on up to 1280 vertices, such that  $L(G)$  is a  $\frac{1}{3}$ -Šoltés graph.

- CVT(324, 104):

$$\begin{aligned} & \text{Group}([(2, 9)(3, 4)(5, 7)(6, 8), \\ & \quad (1, 5)(2, 6)(3, 9)(4, 7), \\ & \quad (2, 9)(3, 6)(4, 8)]) \\ & \cong \text{SmallGroup}(324, 39) \end{aligned}$$

girth: 4; diameter: 12; bipartite: True