

# LECTURE NOTES ON THE HARMONIC APPROXIMATION TO QUADRATIC OPTIMAL TRANSPORT

LUKAS KOCH, FELIX OTTO

ABSTRACT. These lecture notes present the quantitative harmonic approximation result for quadratic optimal transport and general measures obtained in [5]. The aim is to give a clear presentation of the proof of [5, Theorem 4.1] with more motivations, less PDE machinery, and a number of simplifications.

## 1. A BRIEF INTRODUCTION

These notes grew out of a couple of lecture series given by the second author at 2022 summer schools on the topic of optimal transportation, its regularity theory, and its application to the matching of random point clouds, see for instance <https://kantorovich.org/event/2022-optimal-transport-summer-school/schedule/>. They presented results in [6], [5], and [7].

The traditional approach to regularity [2] and partial regularity [4, 3] for optimal transportation relies on the seminal regularity theory [1] for the corresponding Euler-Lagrange equation, the Monge-Ampère equation, based on the comparison principle. The variational approach introduced in [6] avoids these arguments and was first used to re-derive the partial regularity result of [4], and then in [8] to re-derive [3] for more general cost functions of quadratic behavior.

The added value of the variational approach lies in its robustness, in particular in its ability to deal with general measures: There is no need to have a Lebesgue density bounded away from zero and infinity in order to allow for explicit barrier functions as in the approach based on comparison principle. This robustness for instance allows to give a mesoscopic characterization of the optimal transport between what is allowed to be an atomic measure and the uniform distribution [5, Corollary 1.1], and allows to analyze the matching between independent copies of the Poisson point process [7]. We refer to [www.mis.mpg.de/services/media/imprs-ringvorlesung-2022.html](http://www.mis.mpg.de/services/media/imprs-ringvorlesung-2022.html) for a gentle introduction into this aspect of matching.

In analogy to de Giorgi's strategy for  $\epsilon$ -regularity of minimal surfaces, the core of the variational regularity theory is a harmonic approximation result [5, Theorem 1.4], which we will focus on in these notes.

Hence we do not discuss the literature further, but refer to [8] for a careful review of the literature, and the connection to minimal surface theory. Compared to [5, Section 3], which we mainly rely on, these notes come with more motivations, less PDE machinery, and a couple of simplifications. They allow for an independent reading.

**1.1. Standing assumptions and language.** Throughout the entire text, we will consider two non-negative (finite) measures  $\lambda$  and  $\mu$  on  $\mathbb{R}^d$  with  $\lambda(\mathbb{R}^d) = \mu(\mathbb{R}^d)$ , which one should think of as two different spatial distributions of the same amount of mass. It is convenient to assume that  $\lambda$  and  $\mu$  have bounded support. A non-negative measure  $\pi$  on the product space  $\mathbb{R}^d \times \mathbb{R}^d$  is called admissible if its marginals are given by  $\lambda$  and  $\mu$ , which spelled out means

$$(1) \quad \int \zeta(x)\pi(dxdy) = \int \zeta d\lambda \quad \text{and} \quad \int \zeta(y)\pi(dxdy) = \int \zeta d\mu$$

for all continuous and compactly supported functions (“test functions”)  $\zeta$  on  $\mathbb{R}^d$ . One should think of  $\pi$  as one possible way of transporting the mass as distributed according to  $\lambda$  into the shape as described by  $\mu$  (a “transport/transference plan”). An admissible  $\pi$  is called optimal if it minimizes

$$\int |x - y|^2 d\pi \stackrel{\text{short}}{=} \int_{\mathbb{R}^d \times \mathbb{R}^d} |x - y|^2 \pi(dxdy),$$

which one interprets as a total transportation cost, since it integrates the cost of transporting a unit mass from  $x$  to  $y$ , which here is given by the *square* of the Euclidean distance. This is Kantorovich’ relaxation of Monge’s problem, applied to the quadratic cost function. The infimum (which actually is attained)

$$(2) \quad W^2(\lambda, \mu) = \inf \left\{ \int |x - y|^2 d\pi \mid \pi \text{ is admissible for } \lambda, \mu \right\}$$

defines a distance function  $W$ , which we call Wasserstein distance.

## 2. CONNECTION OF OPTIMAL TRANSPORTATION AND THE NEUMANN PROBLEM FOR THE POISSON EQUATION

In this section, we motivate the connection between optimal transportation (OT) and the Neumann boundary value problem for the Poisson equation.

**2.1. Trajectories.** For the above connection, it is convenient to adopt a dynamical view upon OT, identifying a pair  $(x, y)$  of (matched) points with the (straight) trajectory

$$(3) \quad [0, 1] \ni t \mapsto X(t) := ty + (1 - t)x.$$

Given an optimal transfer plan  $\pi$  for  $\lambda, \mu$ , we ask the question on how to choose a function  $\phi$  in such a way that its gradient  $\nabla\phi$  captures the velocity of the trajectories, meaning

$$(4) \quad \dot{X}(t) \approx \nabla\phi(X(t)) \quad \text{for } (x, y) \in \text{supp}\pi.$$

As we shall see, the answer relates to the Poisson equation  $-\Delta\phi = \mu - \lambda$ .

We are interested in connecting to a boundary value problem for the Poisson equation on some domain, say a ball  $B_R$  of some radius  $R$  (to be optimized later) and center w. l. o. g. given by the origin. We are thus led to restrict ourselves<sup>1</sup> to the set of trajectories that spend some time in the closure  $\bar{B}_R$ :

$$(5) \quad \Omega := \{ (x, y) \mid \exists t \in [0, 1] X(t) \in \bar{B}_R \}.$$

To every  $(x, y) \in \Omega$ , we associate the entering and exiting times  $0 \leq \sigma \leq \tau \leq 1$  of the corresponding trajectory

$$(6) \quad \begin{aligned} \sigma &:= \min\{t \in [0, 1] \mid X(t) \in \bar{B}_R\}, \\ \tau &:= \max\{t \in [0, 1] \mid X(t) \in \bar{B}_R\}, \end{aligned}$$

see also Fig. 1. (Note that some trajectories may both enter and exit.)

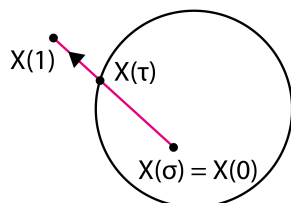


FIGURE 1. Entering and exiting times of trajectories

Given a transfer plan  $\pi$ , we keep track of *where* the trajectories enter and exit  $B_R$ , which is captured by two (non-negative) measures  $f$  and  $g$  concentrated on  $\partial B_R$ , defined through

$$(7) \quad \int \zeta df = \int_{\Omega \cap \{X(\sigma) \in \partial B_R\}} \zeta(X(\sigma)) d\pi,$$

$$(8) \quad \int \zeta dg = \int_{\Omega \cap \{X(\tau) \in \partial B_R\}} \zeta(X(\tau)) d\pi$$

<sup>1</sup>we will proceed to a further restriction in (12)

for all test functions functions  $\zeta$ . Note that the set of trajectories  $\Omega \cap \{X(\sigma) \in \partial B_R\}$  implicitly defines a Borel measurable subset of  $\mathbb{R}^d \times \mathbb{R}^d$ , namely the pre-image under the mapping (3), which is continuous from  $\mathbb{R}^d \times \mathbb{R}^d$  into  $C^0([0, 1])$ . Hence the integration against  $\pi$  in (7) is legitimate.

**Lemma 1.** *We have for any admissible  $\pi$  and any continuously differentiable function  $\phi$  on  $\bar{B}_R$*

$$\begin{aligned}
 & \int_{\Omega} \int_{\sigma}^{\tau} |\dot{X}(t) - \nabla \phi(X(t))|^2 dt d\pi \\
 &= \int_{\Omega} \int_{\sigma}^{\tau} |\dot{X}(t)|^2 dt d\pi + \int_{\Omega} \int_{\sigma}^{\tau} |\nabla \phi(X(t))|^2 dt d\pi \\
 (9) \quad & - 2 \int_{B_R} \phi d(\mu - \lambda) - 2 \int_{\partial B_R} \phi d(g - f).
 \end{aligned}$$

For later purpose, we record

$$(10) \quad \lambda(B_R) + f(\partial B_R) = \mu(B_R) + g(\partial B_R).$$

**PROOF OF LEMMA 1.** For identity (9) we note that for the mixed term we have by the chain rule  $\dot{X}(t) \cdot \nabla \phi(X(t)) = \frac{d}{dt}[\phi(X(t))]$  and thus by the fundamental theorem of calculus  $\int_{\sigma}^{\tau} \dot{X}(t) \cdot \nabla \phi(X(t)) dt = \phi(X(\tau)) - \phi(X(\sigma))$ . In view of definition (6) we either have  $X(\sigma) \in \partial B_R$  or  $X(\sigma) \in B_R$ . By definition (6) of  $\sigma$  the latter implies  $\sigma = 0$  and thus  $X(\sigma) = x$ , so that the constraint  $(x, y) \in \Omega$  may be dropped. Hence  $\int_{\Omega} \phi(X(\sigma)) d\pi = \int_{\Omega \cap \{X(\sigma) \in \partial B_R\}} \phi(X(\sigma)) d\pi + \int_{\{x \in B_R\}} \phi(x) d\pi$ . By definition (7), the first integral is  $\int \phi df$ . By admissibility (1) of  $\pi$ , the second integral is  $\int_{B_R} \phi d\lambda$ . Likewise, one obtains  $\int_{\Omega} \phi(X(\tau)) d\pi = \int \phi dg + \int_{B_R} \phi d\mu$ .

Specifying to  $\phi = 1$ , and thus  $\nabla \phi = 0$  so that the mixed term vanishes, we learn (10) from the above two identities.

**2.2. Perturbative regime.** We will focus on a ‘‘perturbative regime’’, which comes in form of two local smallness conditions. Any smallness condition has to be formulated in a non-dimensionalized way, which we implement by expressing this local smallness condition on a ball of non-dimensionalized radius, it will be convenient to take 5 as this radius.

The first smallness condition involves the data (thus the letter  $D$ ), that is, the two measures  $\lambda$  and  $\mu$ . We monitor how close these measures are to the Lebesgue measure on  $B_5$ . It is natural to quantify this in terms of the Wasserstein distance, see (2). Since the mass  $\lambda(B_5)$  in general is not equal to the Lebesgue volume  $|B_5|$ , we have to split this into two: We monitor how Wasserstein-close the restriction  $\lambda \llcorner B_5$  is to the uniform measure  $\kappa_{\lambda} dx \llcorner B_5$ , where  $\kappa_{\lambda} := \frac{\lambda(B_5)}{|B_5|}$ , and we monitor how

close this density  $\kappa_\lambda$  is to unity. It is convenient to do both on the squared level:

$$(11) \quad \begin{aligned} D &:= W^2(\lambda \llcorner B_5, \kappa_\lambda dx \llcorner B_5) + (\kappa_\lambda - 1)^2 \\ &\quad + \text{same expression with } \lambda \rightsquigarrow \mu. \end{aligned}$$

In view of the localization (11), it is convenient to further restrict the set of trajectories, imposing that they start or end in  $B_4$ , thereby replacing (5) by

$$(12) \quad \Omega = \{(x, y) \in (B_4 \times \mathbb{R}^d) \cup (\mathbb{R}^d \times B_4) \mid \exists t \in [0, 1] X(t) \in \bar{B}_R\}.$$

The second smallness condition involves the solution itself, i. e.  $\pi$ . It monitors the length of trajectories that start or end in  $B_5$ . It does so in a square-averaged sense, like the total cost function itself. In fact, it is a localization of the cost functional (or energy, thus the letter  $E$ ):

$$(13) \quad E := \int_{(B_5 \times \mathbb{R}^d) \cup (\mathbb{R}^d \times B_5)} |x - y|^2 d\pi.$$

We expect (and shall rigorously argue in Subsection 3.4) that in the perturbative regime  $E + D \ll 1^2$  and for a suitable  $R \in [2, 3]$  we have for the second r. h. s. term in (9)

$$(14) \quad \int_\Omega \int_\sigma^\tau |\nabla \phi(X(t))|^2 dt d\pi \approx \int_{B_R} |\nabla \phi|^2.$$

Indeed, for  $E \ll 1$ , trajectories are short so that

$$\int_\Omega \int_\sigma^\tau |\nabla \phi(X(t))|^2 dt d\pi \approx \int_{\{x \in B_R\}} |\nabla \phi(x)|^2 d\pi = \int_{B_R} |\nabla \phi|^2 d\lambda,$$

where the last identity follows from admissibility (1). Furthermore, for  $D \ll 1$ ,  $\lambda$  is close to Lebesgue so that

$$\int_{B_R} |\nabla \phi|^2 d\lambda \approx \int_{B_R} |\nabla \phi|^2.$$

**2.3. Connection to the Neumann problem for the Poisson equation.** Hence in order to achieve (4), in view of (9) and (14), we are led to minimize

$$(15) \quad \int_{B_R} |\nabla \phi|^2 - 2 \int_{B_R} \phi d(\mu - \lambda) - 2 \int_{\partial B_R} \phi d(g - f)$$

in  $\phi$ . A minimizer  $\phi$  of (15), if it exists as a continuously differentiable function on  $\bar{B}_R$ , would be characterized by the Euler-Lagrange equation

$$(16) \quad \int_{B_R} \nabla \zeta \cdot \nabla \phi - \int_{B_R} \zeta d(\mu - \lambda) - \int_{\partial B_R} \zeta d(g - f) = 0$$

---

<sup>2</sup>Here and in the following we use the notation  $\ll 1$  to mean that there is  $\varepsilon > 0$  such that the statement holds if  $(E + D) \leq \varepsilon$ .

for all continuously differentiable test functions  $\zeta$  on  $B_R$ . If  $\phi$  even exists as a twice continuously differentiable function on  $\bar{B}_R$ , we could appeal to the calculus identity  $\nabla\zeta \cdot \nabla\phi = \nabla \cdot (\zeta\nabla\phi) - \zeta\Delta\phi$  and the divergence theorem in form of  $\int_{B_R} \nabla \cdot (\zeta\nabla\phi) = \int_{\partial B_R} \zeta\nu \cdot \nabla\phi$ , where  $\nu(x) = \frac{x}{R}$  denotes the outer normal to  $\partial B_R$  in a point  $x$ , to obtain the integration by parts formula

$$(17) \quad \int_{B_R} \nabla\zeta \cdot \nabla\phi = \int_{B_R} \zeta(-\Delta\phi) + \int_{\partial B_R} \zeta\nu \cdot \nabla\phi.$$

Hence (16) can be reformulated and regrouped as

$$(18) \quad \int_{B_R} \zeta(-\Delta\phi - d(\mu - \lambda)) + \int_{\partial B_R} \zeta(\nu \cdot \nabla\phi - d(g - f)) = 0.$$

Considering first all test functions  $\zeta$ 's that vanish on  $\partial B_R$ , we learn from (18) that  $-\Delta\phi = \mu - \lambda$  distributionally in  $B_R$ . Since  $\mu - \lambda$  is a bounded measure, the first term in (18) thus vanishes also for test functions that do not vanish on  $\partial B_R$ . Hence the second term in (18) vanishes individually, which means  $\nu \cdot \nabla\phi = g - f$  distributionally on  $\partial B_R$ . Hence we end up with what is called the Poisson equation with Neumann boundary conditions

$$(19) \quad -\Delta\phi = \mu - \lambda \text{ in } B_R, \quad \nu \cdot \nabla\phi = g - f \text{ on } \partial B_R.$$

This is a classical elliptic boundary value problem, which for sufficiently regular  $\mu - \lambda$  and  $g - f$  has a unique twice differentiable solution, provided (10) holds, and

$$(20) \quad \int_{B_R} \phi = 0$$

is imposed. This motivates the connection between optimal transportation and the (short) Neumann-Poisson problem.

However, for rough (like sum of Diracs) measures  $\lambda, \mu$ , and thus also rough measures  $f, g$ , the solution  $\phi$  of (19), even if it exists for this linear problem, will be rough, too. In particular, (14) may not be true; even worse, both the l. h. s. and the r. h. s. might be infinite. Hence we shall approximate both  $\mu - \lambda$  and  $g - f$  by smooth functions (in fact, we shall approximate  $\mu - \lambda$  by a constant function). The best way to organize the output of Lemma 1 is given by

**Corollary 1.** *We have for any admissible  $\pi$  and any twice continuously differentiable function  $\phi$  on  $\bar{B}_R$*

$$\begin{aligned}
& \int_{\Omega} \int_{\sigma}^{\tau} |\dot{X}(t) - \nabla\phi(X(t))|^2 dt d\pi \\
& \leq \int_{\Omega} |x - y|^2 d\pi - \int_{B_R} |\nabla\phi|^2 \\
& \quad + 2 \int_{B_R} \phi(-\Delta\phi - d(\mu - \lambda)) + 2 \int_{\partial B_R} \phi(\nu \cdot \nabla\phi - d(g - f)) \\
(21) \quad & + \int_{\Omega} \int_{\sigma}^{\tau} |\nabla\phi(X(t))|^2 dt d\pi - \int_{B_R} |\nabla\phi|^2.
\end{aligned}$$

As we argued, see (14), we expect the term in last line (21) to be of higher order. The integrals in the second r. h. s. line can be made small by approximately solving (19) – and there will be a trade-off between making the last line and the second line small. However, the main open task is to argue, based on the optimality of  $\pi$ , that the difference in the first r. h. s. line is small for an approximate solution of (19). Hence we turn to this task before dealing with the second and third line in Subsection 3.4.

**PROOF OF COROLLARY 1.** The upgrade of identity (9) to inequality (21) relies on

$$(22) \quad \int_{\Omega} \int_{\sigma}^{\tau} |\dot{X}(t)|^2 dt d\pi \leq \int_{\Omega} |x - y|^2 d\pi,$$

$$(23) \quad \int_{B_R} |\nabla\phi|^2 = \int_{B_R} \phi(-\Delta\phi) + \int_{\partial B_R} \phi\nu \cdot \nabla\phi,$$

after adding and subtracting  $2 \int_{B_R} |\nabla\phi|^2$ . Inequality (22) follows from  $\int_{\sigma}^{\tau} |\dot{X}(t)|^2 dt \leq \int_0^1 |\dot{X}(t)|^2 dt = |x - y|^2$ . Identity (23) follows from (17) for  $\zeta = \phi$ .

**2.4. Localizing optimality.** As mentioned after Corollary 1, the main open task is to estimate the first r. h. s. line of (21). For this, we will (for the first time) use that  $\pi$  is optimal. In order to connect to the Neumann-Poisson problem on  $B_R$ , we need to leverage optimality in a localized way. Of course, it will in general not be true that the cost of  $\pi$  localized to  $(B_R \times \mathbb{R}^d) \cup (\mathbb{R}^d \times B_R)$  is estimated by the transportation cost between the localized measures  $\lambda \llcorner B_R$  and  $\mu \llcorner B_R$ . However, this is almost true if one adds the distribution of the entering points  $f$ , see (7), and exiting points  $g$ , see (8), respectively:

**Lemma 2.** *For  $\pi$  optimal we have*

$$(24) \quad \left( \int_{\Omega} |x - y|^2 d\pi \right)^{\frac{1}{2}} \leq W(\lambda \llcorner B_R + f, \mu \llcorner B_R + g) \\ + \left( 2 \int_{\Omega \cap \{\exists t \in [0,1] X(t) \in \partial B_R\}} |x - y|^2 d\pi \right)^{\frac{1}{2}}.$$

Lemma 2 controls the transportation cost coming from those trajectories that spend some time in  $\bar{B}_R$ , which amounts to the l. h. s. of (24) according to definition (12), by an OT problem localized to  $\bar{B}_R$  as described by the first r. h. s. term. It does so up to the transportation cost coming from those (fewer) trajectories that cross (or touch) the boundary  $\partial B_R$ , see the second r. h. s. term. We shall argue in Lemma 5, cf. (66), that this last term (without the square root) is  $o(E)$  for a good choice of  $R$ .

As its form suggests, (24) has the structure of a triangle inequality. In fact, its proof has similarities with the proof of the triangle inequality for  $W$ , using a disintegration (or conditioning) argument, c. f. [10, Section 5.1].

**PROOF OF LEMMA 2.** We now introduce the distribution of  $x = X(0)$  under  $\pi$  conditioned on the event that the trajectory  $X$  enters at  $z \in \partial B_R$ . In less probabilistic and more measure-theoretic terms (“disintegration”), we introduce the (weakly continuous) family of probability measures  $\{\lambda_z\}_{z \in \partial B_R}$  such that

$$(25) \quad \int_{\Omega \cap \{X(\sigma) \in \partial B_R\}} \zeta(x, X(\sigma)) \pi(dxdy) = \int_{\partial B_R} \int \zeta(x, z) \lambda_z(dx) f(dz),$$

which is possible by (7). Here,  $\zeta$  is an arbitrary test function on  $\mathbb{R}^d \times \mathbb{R}^d$ . Likewise, we introduce the probability distribution  $\{\mu_w\}_{w \in \partial B_R}$  of the end points of trajectories that exit in  $w$ :

$$(26) \quad \int_{\Omega \cap \{X(\tau) \in \partial B_R\}} \zeta(X(\tau), y) \pi(dxdy) = \int_{\partial B_R} \int \zeta(w, y) \mu_w(dy) g(dw).$$

Let  $\bar{\pi}$  denote an optimal plan for  $W(\lambda \llcorner B_R + f, \mu \llcorner B_R + g)$ . Equipped with these objects, we now define a competitor  $\tilde{\pi}$  for  $\pi$  that mixes  $\pi$  with  $\bar{\pi}$ , in the sense that it takes the trajectories from  $\pi$  that stay outside of  $\bar{B}_R$ , the trajectories from  $\bar{\pi}$  that stay inside (the open)  $B_R$ , and concatenates trajectories  $X$  from  $\pi$  that enter or exit  $\bar{B}_R$  with



trajectories of  $\bar{\pi}$  that start or end in  $\partial B_R$ :

$$\begin{aligned}
\int \zeta(x, y) \bar{\pi}(dxdy) &= \int_{\Omega^c} \zeta(x, y) \pi(dxdy) \\
&+ \int_{B_R \times B_R} \zeta(x, y) \bar{\pi}(dxdy) \\
&+ \int_{\partial B_R \times B_R} \int \zeta(x, y) \lambda_z(dx) \bar{\pi}(dzdy) \\
&+ \int_{B_R \times \partial B_R} \int \zeta(x, y) \mu_w(dy) \bar{\pi}(dxdw) \\
&+ \int_{\partial B_R \times \partial B_R} \int \int \zeta(x, y) \mu_w(dy) \lambda_z(dx) \bar{\pi}(dzdw) \\
(27) \qquad \qquad \qquad &=: (1) + (2) + (3) + (4) + (5),
\end{aligned}$$

see Fig. 2.

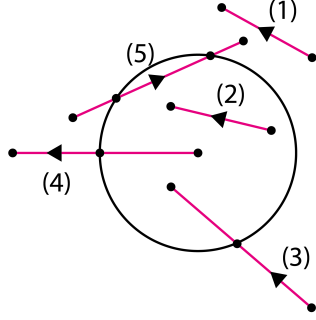


FIGURE 2. The terms in (27)

It is straightforward to see that  $\bar{\pi}$  has marginals  $\lambda$  and  $\mu$ ; by symmetry, it is sufficient to check the first condition in (1) by using (27) for a function  $\zeta = \zeta(x)$ : Since  $\mu_w$  is a probability measure to the effect of  $\int \zeta(x) \mu_w(dy) = \zeta(x)$ , the second and the fourth r. h. s. term of (27) combine to  $\int_{B_R \times \mathbb{R}^d} \zeta(x) \bar{\pi}(dxdy)$  because  $\bar{\pi}$ , like  $\mu \llcorner B_R + g$ , is supported in  $\bar{B}_R$  (in  $dy$ ). Likewise, the third and the fifth term combine to  $\int_{\partial B_R \times \mathbb{R}^d} \int \zeta(x) \lambda_z(dx) \bar{\pi}(dzdy)$ . By admissibility of  $\bar{\pi}$ , the combination of the second and fourth term gives  $\int_{B_R} \zeta(x) \mu(dx)$ , which as in the proof of Lemma 1 (by admissibility of  $\pi$ ) can be seen to be  $\int_{\Omega \cap \{X(\sigma) \in B_R\}} \zeta(x) \pi(dxdy)$ . Since  $\int \zeta(x) \lambda_z(dx)$  does not depend on  $y$ , for the same reason, the combination of the third and fifth term renders  $\int_{\partial B_R} \zeta(z) f(dz)$ , which by definition (7) is equal to  $\int_{\Omega \cap \{X(\sigma) \in \partial B_R\}} \zeta(x)$

$\pi(dx dy)$ . Hence these four terms combine to  $\int_{\Omega} \zeta(x) \pi(dx dy)$ . Therefore, the r. h. s. of (27) collapses as desired to  $\int \zeta(x) \pi(dx dy)$ , which coincides with  $\int \zeta(x) \lambda(dx)$  by admissibility of  $\pi$ .

By optimality of  $\pi$ , we have  $\int |x - y|^2 d\pi \leq \int |x - y|^2 d\tilde{\pi}$ ; rewriting this as  $\int_{\Omega} |x - y|^2 d\pi + \int_{\Omega^c} |x - y|^2 d\pi \leq \int |x - y|^2 d\tilde{\pi}$ , and using (27) for  $\zeta(x, y) = |x - y|^2$ , we gather

$$(28) \quad \left( \int_{\Omega} |x - y|^2 d\pi \right)^{\frac{1}{2}} \leq \|(f_2, f_3, f_4, f_5)\|,$$

where the four functions  $f_2, \dots, f_5 \geq 0$  are given by

$$\begin{aligned} f_2(x, y) &:= |x - y|, & f_5^2(z, w) &:= \int \int |x - y|^2 \mu_w(dy) \lambda_z(dx), \\ f_3^2(z, y) &:= \int |x - y|^2 \lambda_z(dx), & f_4^2(x, w) &:= \int |x - y|^2 \mu_w(dy), \end{aligned}$$

and the vector-valued  $L^2$ -type norm is defined through

$$\begin{aligned} &\|(f_2, f_3, f_4, f_5)\|^2 \\ &= \int_{B_R \times B_R} f_2^2(x, y) \bar{\pi}(dx dy) + \int_{\partial B_R \times B_R} f_3^2(z, y) \bar{\pi}(dz dy) \\ (29) \quad &+ \int_{B_R \times \partial B_R} f_4^2(x, w) \bar{\pi}(dx dw) + \int_{\partial B_R \times \partial B_R} f_5^2(z, w) \bar{\pi}(dz dw). \end{aligned}$$

By the triangle inequality w. r. t.  $L^2(\lambda_z)$  and  $L^2(\mu_w)$ , and using that  $\lambda_z, \mu_w$  are probability measures, we obtain

$$(30) \quad f_3 \leq |z - y| + \tilde{f}_3, \quad f_4 \leq |x - w| + \tilde{f}_4, \quad f_5 \leq |z - w| + \sqrt{2} \tilde{f}_5,$$

where the three functions  $\tilde{f}_3, \tilde{f}_4, \tilde{f}_5 \geq 0$  are defined by

$$(31) \quad \tilde{f}_3^2(z, y) := \int |x - z|^2 \lambda_z(dx), \quad \tilde{f}_4^2(x, w) := \int |w - y|^2 \mu_w(dy),$$

$$(32) \quad \tilde{f}_5^2(z, w) := \tilde{f}_3^2(z, y) + \tilde{f}_4^2(x, w).$$

The factor of  $\sqrt{2}$  in (30) arises because of  $\tilde{f}_3 + \tilde{f}_4 \leq \sqrt{2} \tilde{f}_5$ .

From (30) we obtain by the triangle inequality for  $\|\cdot\|$

$$\begin{aligned} &\left( \int_{\Omega} |x - y|^2 d\pi \right)^{\frac{1}{2}} \stackrel{(28)}{\leq} \|(f_2, f_3, f_4, f_5)\| \\ (33) \quad &\leq \left( |x - y|, |z - y|, |x - w|, |z - w| \right) + \sqrt{2} \|(0, \tilde{f}_3, \tilde{f}_4, \tilde{f}_5)\|, \end{aligned}$$

where we gave up a factor of  $\sqrt{2}$  on  $\tilde{f}_3, \tilde{f}_4$ . By definition (29) of  $\|\cdot\|$ , the first r. h. s. term in (33) coincides with the square root of  $\int_{\bar{B}_R \times \bar{B}_R} |x - y|^2 \bar{\pi}$ , which by optimality of  $\bar{\pi}$  is  $W(\lambda_{\perp} B_R + f, \mu_{\perp} B_R + g)$ , as desired.

Using the definitions (29), (31), and (32), the square of the second r. h. s. term in (33) is equal to 2 times  $\int_{\partial B_R \times \mathbb{R}^d} \int |x - z|^2 \lambda_z(dx) \bar{\pi}(dz dy) + \int_{\mathbb{R}^d \times \partial B_R} \int |w - y|^2 \mu_y(dy) \bar{\pi}(dx dw)$ . By admissibility of  $\bar{\pi}$ , this sum

is equal to  $\int_{\partial B_R} \int |x - z|^2 \lambda_z(dx) f(dz) + \int_{\partial B_R} \int |w - y|^2 \mu_y(dy) g(dw)$ . By definitions (25) and (26), this coincides with  $\int_{\Omega \cap \{X(\sigma) \in \partial B_R\}} |x - X(\sigma)|^2 d\pi + \int_{\Omega \cap \{X(\tau) \in \partial B_R\}} |X(\tau) - y|^2 d\pi$ . Since we have  $|x - X(\sigma)|^2 + |X(\tau) - y|^2 \leq |x - y|^2$ , this sum is  $\leq \int_{\Omega \cap (\{X(\sigma) \in \partial B_R\} \cup \{X(\tau) \in \partial B_R\})} |x - y|^2 d\pi$ . Note that this set of integration coincides with  $\Omega \cap \{\exists t \in [0, 1] X(t) \in \partial B_R\}$ , as desired.

**2.5. Constructing a competitor based on the Neumann-Poisson problem.** As mentioned after Corollary 1, the remaining task is to estimate the first r. h. s. line of (21). For this, we will use Lemma 2 and construct a competitor for  $W(\lambda \llcorner B_R + f, \mu \llcorner B_R + g)$  based on  $\phi$ , the solution of the Neumann-Poisson problem (19), where we momentarily think of the measures  $\lambda, \mu$  as having continuous densities with respect to the Lebesgue measure.

**Lemma 3.**

$$(34) \quad W^2(\lambda \llcorner B_R + f, \mu \llcorner B_R + g) \leq \frac{1}{\min\{\min_{\bar{B}_R} \lambda, \min_{\bar{B}_R} \mu\}} \int_{B_R} |\nabla \phi|^2.$$

Lemma 3 makes a second dilemma apparent: The intention was to use it in conjunction with Lemma 2 to obtain an estimate on the first r. h. s. line in (21). This however would require that we have  $\min_{\bar{B}_R} \lambda, \min_{\bar{B}_R} \mu \gtrsim 1$ , so a (one-sided) closeness of  $\mu$  and  $\lambda$  to the Lebesgue measure in a strong topology, as opposed to the closeness in a weak topology as expressed by (11). Hence this provides another reason for approximating  $\lambda$  and  $\mu$  by more regular versions.

**PROOF LEMMA 3.** The proof is short if one uses the Benamou-Brenier formulation in its distributional version, as we shall do. We recommend [10, Section 6.1] to the reader regarding more details on the Benamou-Brenier formulation. For every  $t \in [0, 1]$  we introduce the (singular non-negative) measure

$$(35) \quad \rho_t := t(\mu \llcorner B_R + g) + (1 - t)(\lambda \llcorner B_R + f)$$

and the ( $t$ -independent) vector-valued measure

$$(36) \quad j_t := \nabla \phi dx \llcorner B_R.$$

We note that (19) in its distributional form of (16) can be re-expressed as

$$(37) \quad \frac{d}{dt} \int \zeta d\rho_t = \int \nabla \zeta \cdot dj_t$$

for all test functions  $\zeta$ . In the jargon of the Benamou-Brenier formulation, which is inspired from continuum mechanics,  $\rho_t$  is a (mass) density,  $j_t$  is a flux, and (37) is the distributional version of the continuity equation  $\partial_t \rho_t + \nabla \cdot j_t = 0$  expressing conservation of mass.

Following Benamou-Brenier one takes the Radon-Nikodym derivative  $\frac{dj_t}{d\rho_t}$  of the (vectorial) measure  $j_t$  w. r. t.  $\rho_t$  (it plays the role of an Eulerian velocity field), and considers the expression that corresponds to the total kinetic energy:

$$(38) \quad \frac{1}{2} \int \left| \frac{dj_t}{d\rho_t} \right|^2 d\rho_t := \sup \left\{ \int \xi \cdot dj_t - \int \frac{1}{2} |\xi|^2 d\rho_t \right\} \in [0, \infty],$$

where the supremum is taken over all continuous vector fields  $\xi$  with compact support. Benamou-Brenier (see [10, Section 5.4]) gives

$$(39) \quad W^2(\rho_0, \rho_1) \leq \int_0^1 \int \left| \frac{dj_t}{d\rho_t} \right|^2 d\rho_t dt.$$

Since in our case,  $j_t$  is supported in (the open)  $B_R$ , see (36), in the r. h. s. of (38) we may restrict ourselves to  $\xi$  supported in  $B_R$ . For these  $\xi$ 's, definition (35) yields  $\int \xi \cdot dj_t - \int \frac{1}{2} |\xi|^2 d\rho_t = \int_{B_R} (\xi \cdot \nabla \phi - \frac{1}{2} |\xi|^2 (t\mu + (1-t)\lambda))$ . By Young's inequality in form of  $\xi \cdot \nabla \phi \leq \frac{1}{2} (t\mu + (1-t)\lambda) |\xi|^2 + \frac{1}{2(t\mu + (1-t)\lambda)} |\nabla \phi|^2$  we thus obtain for the r. h. s. of (39)

$$\int \left| \frac{dj_t}{d\rho_t} \right|^2 d\rho_t \leq \int_{B_R} \frac{|\nabla \phi|^2}{t\mu + (1-t)\lambda} \leq \frac{1}{\min\{\min_{\bar{B}_R} \lambda, \min_{\bar{B}_R} \mu\}} \int_{B_R} |\nabla \phi|^2.$$

Since by definition (35), the l. h. s. of (39) coincides with the l. h. s. of (34), we are done.

### 3. HARMONIC APPROXIMATION

The purpose of this section is to establish that the displacement in an optimal plan  $\pi$  can locally be approximated by a harmonic gradient  $\nabla \phi$  (by which we mean that for each Cartesian direction  $i = 1, \dots, d$ , the component  $\partial_i \phi$  is harmonic, as a consequence of  $-\Delta \phi = \text{const}$ ). This holds provided we are in the perturbative regime, see Subsection 2.2, where  $E$  and  $D$  are defined. More precisely, given any fraction  $0 < \theta \ll 1$ , there exists a threshold  $\epsilon > 0$  for  $E + D$  so that below that threshold, the l. h. s. of (40) is only a fraction  $\theta$  of  $E$ , plus a possibly large multiple of  $D$ .

**Proposition 1.** *For every  $\theta > 0$ , there exist  $\epsilon(d, \theta) > 0$  and  $C(d, \theta) < \infty$  such that the following holds. Let  $\pi$  be optimal for  $\lambda, \mu$ ; provided  $E + D \leq \epsilon$ , there exists a harmonic  $\nabla \phi$  on  $B_1$  such that*

$$(40) \quad \int_{(B_1 \times \mathbb{R}^d) \cup (\mathbb{R}^d \times B_1)} |(y - x) - \nabla \phi(x)|^2 d\pi \leq \theta E + CD,$$

$$(41) \quad \int_{B_1} |\nabla \phi|^2 \leq C(E + D).$$

(The proof actually reveals an explicit dependence of  $\epsilon$  and  $C$  on  $\theta$ .) We will obtain  $\nabla\phi$  by solving the Neumann-Poisson problem

$$(42) \quad -\Delta\phi = \frac{\mu(B_R)}{|B_R|} - \frac{\lambda(B_R)}{|B_R|} \text{ in } B_R \quad \text{and} \quad \nu \cdot \nabla\phi = \bar{g} - \bar{f} \text{ on } \partial B_R,$$

where  $\bar{f}, \bar{g}$  are suitable regular approximations of  $f, g$ , which are constructed in the nonlinear approximation Lemma 4, which also guides the choice of  $R \in [2, 3]$ . (In fact, in Subsection 3.4, we will replace  $\bar{g} - \bar{f}$  by its mollification.) We note that  $\bar{f}, \bar{g} \in L^2(\partial B_R)$  provides sufficient regularity: Indeed, according to (23) and (42) we have  $\int_{B_R} |\nabla\phi|^2 = \int_{\partial B_R} \phi(\bar{g} - \bar{f})$ , recalling the normalization  $\int_{B_R} \phi = 0$ . Applying Cauchy-Schwarz and then the Poincaré-trace estimate  $\int_{\partial B_R} \phi^2 \leq C_P \int_{B_R} |\nabla\phi|^2$ , we obtain

$$(43) \quad \int_{B_R} |\nabla\phi|^2 \leq C_P \int_{\partial B_R} (\bar{g} - \bar{f})^2.$$

In particular, (41) is a consequence of (51), for a suitable choice of  $R \in [2, 3]$ .

By an application of Lemma 3 to the setting of (42), we have

$$(44) \quad \begin{aligned} W^2\left(\frac{\lambda(B_R)}{|B_R|}dx_{\perp}B_R + \bar{f}, \frac{\mu(B_R)}{|B_R|}dx_{\perp}B_R + \bar{g}\right) \\ \leq \frac{1}{\min\left\{\frac{\lambda(B_R)}{|B_R|}, \frac{\mu(B_R)}{|B_R|}\right\}} \int_{B_R} |\nabla\phi|^2. \end{aligned}$$

Working with (42) instead of (19) creates the additional task of estimating the first r. h. s. term (24) of Lemma 2 by the l. h. s. of (44), which is conveniently done with help of the triangle inequality:

$$(45) \quad \begin{aligned} W(\lambda_{\perp}B_R + f, \mu_{\perp}B_R + g) &\leq W\left(\frac{\lambda(B_R)}{|B_R|}dx_{\perp}B_R + \bar{f}, \frac{\mu(B_R)}{|B_R|}dx_{\perp}B_R + \bar{g}\right) \\ &\quad + W(\lambda_{\perp}B_R, \frac{\lambda(B_R)}{|B_R|}dx_{\perp}B_R) + \text{same term with } \lambda \rightsquigarrow \mu \\ &\quad + W(f, \bar{f}) + \text{same term with } f \rightsquigarrow g. \end{aligned}$$

We now return to the first r. h. s. line in Corollary 1; in view of the elementary

$$(46) \quad \begin{aligned} \int_{\Omega} |x - y|^2 d\pi - \int_{B_R} |\nabla\phi|^2 \\ \leq 2\left(\int_{\Omega} |x - y|^2 d\pi\right)^{\frac{1}{2}} \left( \left(\int_{\Omega} |x - y|^2 d\pi\right)^{\frac{1}{2}} - \left(\int_{B_R} |\nabla\phi|^2\right)^{\frac{1}{2}} \right), \end{aligned}$$

and noting that by definitions (12) and (13), the first r. h. s. factor is estimated by  $E$ ; by Young's inequality, it suffices to estimate the

second factor. Combining (24), (44) and (45) we see that it is  $\leq$

$$(47) \quad \left( \frac{1}{\left( \min\left\{ \frac{\lambda(B_R)}{|B_R|}, \frac{\mu(B_R)}{|B_R|} \right\} \right)^{\frac{1}{2}}} - 1 \right) \left( \int_{B_R} |\nabla \phi|^2 \right)^{\frac{1}{2}}$$

plus

$$(48) \quad \begin{aligned} & \left( 2 \int_{\Omega \cap \{\exists t \in [0,1] X(t) \in \partial B_R\}} |x - y|^2 d\pi \right)^{\frac{1}{2}} \\ & + W(\lambda \llcorner B_R, \frac{\lambda(B_R)}{|B_R|} dx \llcorner B_R) + \text{same term with } \lambda \rightsquigarrow \mu \\ & + W(f, \bar{f}) + \text{same term with } f \rightsquigarrow g. \end{aligned}$$

We expect (and will show for a good radius  $R \in [2, 3]$ ) that in the regime  $D = o(1)$ , the prefactor on the r. h. s. of (47) is  $O(\sqrt{D})$ , and that the second line in (48) is  $O(\sqrt{D})$ , as consistent with (40). These two technicalities are stated in Lemma 6. The main task is thus to control the last line in (48).

**3.1. Approximating the boundary data.** The main remaining task is to identify a good radius  $R \in [2, 3]$  and to construct  $\bar{f}$  and  $\bar{g}$ . Again, there is a trade-off/conflict of interest:

- On the one hand, the Neumann boundary data  $\bar{g} - \bar{f}$  have to be sufficiently regular so that the solution  $\phi$  of (42) is. In particular, we need (41) (with  $B_1$  replaced by the larger  $B_R$ ) to obtain that the error (47) is  $o(E + D)$ . Via (43), this is ensured by (51) in the upcoming Lemma 4. In fact, it even yields uniform integrability of  $|\nabla \phi|^2$  on  $B_R$ , which is crucial to show that also the last line in (21) is  $o(E + D)$ .
- On the other hand,  $(\bar{f}, \bar{g})$  has to be sufficiently close to  $(f, g)$ . In particular, in view of the last term in (48) we need  $W^2(f, \bar{f}) + W^2(g, \bar{g}) = o(E) + O(D)$ . This is ensured by (50) in the upcoming Lemma 4. Here, as for (24), we will eventually need to appeal to  $\int_1^2 \int_{\{\exists t \in [0,1] X(t) \in \partial B_R\}} |x - y|^2 d\pi dR = o(E + D)$ , see Subsection 3.2.

In the upcoming approximation lemma we restrict to  $g$  for brevity.

**Lemma 4.** *We suppose that*

$$(49) \quad (X \in \Omega \implies y \in B_5) \quad \text{for } (x, y) \in \text{supp} \pi.$$

*Then for every  $R \in [2, 3]$  there exists a non-negative function  $\bar{g}_R$  on  $\partial B_R$  such that*

$$(50) \quad W^2(g_R, \bar{g}_R) \leq 8 \left( \int_{\Omega \cap \{\exists t \in [0,1] X(t) \in \partial B_R\}} |x - y|^2 d\pi + D \right),$$

$$(51) \quad \int_2^3 \int_{\partial B_R} \bar{g}_R^2 dR \leq 5^{d-1} \kappa_\mu (3E + D).$$

Note that we put an index  $R$  on  $g$  because the definition (8) obviously depends on  $R$ .

PROOF OF LEMMA 4. We fix an  $R \in [2, 3]$  and start with the construction of  $\bar{g}_R$ , momentarily returning to our short-hand notation  $\bar{g}$ . Let  $\bar{\pi}$  be optimal for  $W^2(\mu \llcorner B_5, \kappa_\mu dz \llcorner B_5)$ ; note that  $\bar{\pi}$  is supported on  $B_5 \times B_5$ . We extend it (trivially) by the identity to  $\mathbb{R}^d \times \mathbb{R}^d$ ; the extension (which we still call)  $\bar{\pi}$  is admissible for  $W^2(\mu, \kappa_\mu dz \llcorner B_5 + \mu \llcorner B_5^c)$ . We retain

$$(52) \quad \int |y - z|^2 d\bar{\pi} = W^2(\mu \llcorner B_5, \kappa_\mu dz \llcorner B_5) \stackrel{(11)}{\leq} D.$$

Like in the proof of the triangle inequality for the Wasserstein metric, we disintegrate  $\bar{\pi}$  according to

$$(53) \quad \int \zeta(y, z) \bar{\pi}(dz|y) \mu(dy) = \int \zeta(y, z) \bar{\pi}(dydz),$$

since this family of (conditional) probability measures  $\{\bar{\pi}(\cdot|y)\}_{y \in \mathbb{R}^d}$  allows us to define the measure  $\tilde{\pi}$  on  $\mathbb{R}^d \times \mathbb{R}^d \times \mathbb{R}^d$  via

$$\int \zeta(x, y, z) \tilde{\pi}(dx dy dz) = \int \int \zeta(x, y, z) \bar{\pi}(dz|y) \pi(dx dy),$$

which has the desired property

$$(54) \quad \begin{aligned} \text{marginal of } \tilde{\pi} \text{ w. r. t. } (x, y) &= \pi, \\ \text{marginal of } \tilde{\pi} \text{ w. r. t. } (y, z) &= \bar{\pi}. \end{aligned}$$

We still associate the trajectory  $X$  to a pair  $(x, y)$  as in (3). We extend this definition by associating to a triplet  $(x, y, z)$  the continuous piecewise affine trajectory defined by (3) followed by

$$X(t) = (t - 1)z + (2 - t)y \quad \text{for } t \in [1, 2].$$

We now are interested in the distribution  $g'$  of the endpoint  $z = X(2)$  of those trajectories that exit  $\bar{B}_R$  during the first time interval  $[0, 1]$ , i. e. those trajectories  $X \in \Omega$  with  $X(\tau) \in \partial B_R$ , see Figure 3. This distribution is defined by

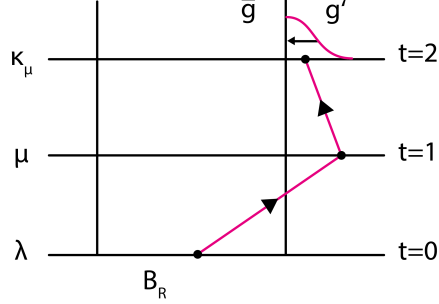
$$(55) \quad \int \zeta dg' = \int_{\Omega \cap \{X(\tau) \in \partial B_R\}} \zeta(z) \tilde{\pi}(dx dy dz).$$

We learn from (49) that  $y = X(1) \in B_5$  for the trajectories  $X$  that contribute to (55). This yields  $z = X(2) \in B_5$  by  $\bar{\pi}(B_5, B_5^c) = 0$  according to our extension of  $\bar{\pi}$ . Hence we have

$$(56) \quad g' \text{ is supported in } B_5.$$

Therefore by the second item in (54) and the admissibility of  $\bar{\pi}$  for  $W^2(\mu, \kappa_\mu dz \llcorner B_5 + \mu \llcorner B_5^c)$ , we obtain

$$\int \zeta dg' \leq \int_{\{z \in B_5\}} \zeta(z) \bar{\pi}(dy dz) = \kappa_\mu \int_{B_5} \zeta \quad \text{provided } \zeta \geq 0.$$

FIGURE 3. Defining  $\bar{g}$  and  $g'$ 

Hence  $g'$  admits a Lebesgue density, which we still denote by  $g'$  and that satisfies

$$(57) \quad g' \leq \kappa_\mu.$$

Finally, we radially project  $g'$  onto  $\partial B_R$ :

$$(58) \quad \int \zeta d\bar{g} = \int \zeta(R \frac{z}{|z|}) g'(dz),$$

see Fig. 3. This concludes the construction of  $\bar{g}$ , we now turn to its estimate.

We start with (50) and note that an admissible plan for  $W^2(g, \bar{g})$  is given by

$$\int_{\Omega \cap \{X(\tau) \in \partial B_R\}} \zeta(X(\tau), R \frac{z}{|z|}) d\tilde{\pi}.$$

Indeed, on the one hand, for  $\zeta$  only depending on the first variable,  $\tilde{\pi}$  may be replaced by  $\pi$  according to the first item in (54) so that we obtain  $\int \zeta dg$  by its definition (8). On the other hand, for  $\zeta$  only depending on the second variable, we obtain  $\int \zeta d\bar{g}$  by combining (55) and (58). Hence we have

$$(59) \quad W^2(g, \bar{g}) \leq \int_{\Omega \cap \{X(\tau) \in \partial B_R\}} |X(\tau) - R \frac{z}{|z|}|^2 d\tilde{\pi}.$$

Since  $X(\tau) \in \partial B_R$ , an elementary geometric argument on the radial projection yields for the integrand  $|X(\tau) - R \frac{z}{|z|}| \leq 2|X(\tau) - z|$ , so that  $|X(\tau) - R \frac{z}{|z|}|^2 \leq 8(|x - y|^2 + |y - z|^2)$ . This allows us to appeal to the compatibility (54) and to (52):

$$W^2(g, \bar{g}) \leq 8 \left( \int_{\Omega \cap \{\exists t \in [0,1] X(t) \in \partial B_R\}} |x - y|^2 d\pi + D \right).$$



In preparation for establishing (51), we first provide an estimate of the measure  $g'$  defined in (55), which shows that it is concentrated near  $\partial B_R$ , see (60). By definition (55) we have

$$\int \|z\| - R |dg' = \int_{\Omega \cap \{X(\tau) \in \partial B_R\}} \|z\| - R \tilde{\pi}(dxdydz).$$

Since  $|X(\tau)| = R$ , we may write  $\|z\| - R = \|z\| - |X(\tau)| \leq |x - y| + |y - z|$ . Since  $X(\tau) \in \partial B_R$  implies  $\min_{[0,1]} |X| \leq R \leq \max_{[0,1]} |X|$ , and  $X(1) \in B_5$  by assumption (49), we thus obtain

$$\begin{aligned} & \int \|z\| - R |dg' \\ & \leq \int_{\{y \in B_5\} \cap \{\min_{[0,1]} |X| \leq R \leq \max_{[0,1]} |X|\}} (|x - y| + |y - z|) \tilde{\pi}(dxdydz). \end{aligned}$$

Making the index  $R$  appear and integrating in  $R$ , this gives

$$\begin{aligned} & \int_2^3 \int \|z\| - R |dg'_R dR \\ & \leq \int_{\{y \in B_5\}} (\max_{[0,1]} |X| - \min_{[0,1]} |X|) (|x - y| + |y - z|) \tilde{\pi}(dxdydz). \end{aligned}$$

Using  $\max_{[0,1]} |X| - \min_{[0,1]} |X| \leq |x - y|$  and then Young's inequality in form of  $|x - y|(|x - y| + |y - z|) \leq \frac{3}{2}|x - y|^2 + \frac{1}{2}|y - z|^2$  we thus obtain from (54)

$$\begin{aligned} & \int_2^3 \int \|z\| - R |dg'_R dR \\ & = \frac{3}{2} \int_{\{y \in B_5\}} |x - y|^2 \pi(dxdy) + \frac{1}{2} \int |y - z|^2 \bar{\pi}(dydz). \end{aligned}$$

By definition (13) and by (52) this turns into

$$(60) \quad \int_2^3 \int \|z\| - R |dg'_R dR \leq \frac{3}{2}E + \frac{1}{2}D.$$

In order to pass from (60) to (51) we need

$$(61) \quad \int_{\partial B_R} \frac{1}{2} \bar{g}^2 \leq 5^{d-1} \kappa_\mu \int \|z\| - R |dg'.$$

Here comes the argument for (61): By (57), it follows once we show for some density  $g'$  with (56)

$$(62) \quad \int_{\partial B_R} \frac{1}{2} \bar{g}^2 \leq 5^{d-1} (\text{ess sup } g') \int \|z\| - R |g' dz.$$

Introducing polar coordinates  $z = r\hat{z}$  with  $r \in (0, \infty)$  and  $\hat{z} \in \partial B_1$ , which are natural to re-express (58), (62) reduces to the single-variable

statement

$$\frac{1}{2} \left( \int g' r^{d-1} dr \right)^2 \leq 5^{d-1} (\text{ess sup } \kappa) \int |r - R| g' r^{d-1} dr.$$

It is convenient to rephrase this in terms of  $\tilde{g} = g' r^{d-1}$ ; since because of (56) we have  $\text{ess sup } \tilde{g} \leq 5^{d-1} \text{ess sup } g'$ , it suffices to show for an arbitrary function  $\tilde{g} \geq 0$  of  $r \in (-\infty, \infty)$  that

$$(63) \quad \frac{1}{2} \left( \int \tilde{g} dr \right)^2 \leq (\text{ess sup } \tilde{g}) \int |r - R| \tilde{g} dr.$$

The argument for (63) is elementary: By translation in  $r$ , we may assume  $R = 0$ ; by homogeneity in  $\tilde{g}$ , we may assume  $\text{ess sup } \tilde{g} = 1$ , that is,  $\tilde{g} \in [0, 1]$ . We now change perspective and seek to minimize the r. h. s.  $\int |r| \tilde{g} dr$  under constraining the l. h. s. through prescribing  $m = \int \tilde{g} dr$ . By linearity of  $\int |r| \tilde{g} dr$  in  $\tilde{g}$ , this functional assumes its minimum on extremal points w. r. t. the constraints  $\tilde{g} \in [0, 1]$  and  $\int \tilde{g} dr = m$ . Those are characteristic functions of sets of Lebesgue measure  $m$ . Clearly, the set  $I$  with  $|I| = m$  that minimizes  $\int_I |r| dr$  is given by  $I = [-\frac{m}{2}, \frac{m}{2}]$ ; the minimum is  $\frac{m^2}{2}$ , as desired.

**3.2. Crossing trajectories.** In view of the second r. h. s. term in (24) of Lemma 2 and the first r. h. s. term in (50) of Lemma 4, we need to argue that for a suitable radius  $R$ , the trajectories crossing  $\partial B_R$  do not contribute much to  $E$ . This is the only part of the argument where we directly rely on the optimality criterion for  $\pi$ , namely the cyclical monotonicity of its support, c. f. [10, Section 1.6.2]. We just need it in form of plain monotonicity:

$$(64) \quad (x - x') \cdot (y - y') \geq 0 \quad \text{for all } (x, y), (x', y') \in \text{supp } \pi.$$

This in fact implies that all trajectories are short in our regime of  $E + D \ll 1$ :

**Lemma 5.** *We have*

$$(65) \quad |x - y| = o(1) \quad \text{for } (x, y) \in ((B_4 \times \mathbb{R}^d) \cup (\mathbb{R}^d \times B_4)) \cap \text{supp } \pi,$$

$$(66) \quad \int_2^3 \int_{\Omega \cap \{\exists t \in [0, 1] X(t) \in \partial B_R\}} |x - y|^2 d\pi dR = o(E + D),$$

$$(67) \quad \int_2^3 \pi(\Omega \cap \{\exists t \in [0, 1] X(t) \in \partial B_R\}) dR = o(1).$$

As a consequence of (66) we may indeed chose  $R \in [2, 3]$  so that the terms in (24) and (50) are  $o(E) + O(D)$ . As a consequence of (65), also (49) is satisfied.

**PROOF OF LEMMA 5.** We start by deriving (66) and (67) from (65). As in the proof of (51) we note that  $X(t) \in \partial B_R$  implies  $\min_{[0, 1]} |X| \leq$

$R \leq \max_{[0,1]} |X|$  and thus

$$\begin{aligned} & \int_2^3 \int_{\Omega \cap \{\exists t \in [0,1] X(t) \in \partial B_R\}} |x - y|^2 \pi(dx dy) dR \\ & \leq \int_{(B_3 \times \mathbb{R}^d) \cup (\mathbb{R}^d \times B_3)} (\max_{[0,1]} |X| - \min_{[0,1]} |X|) |x - y|^2 \pi(dx dy). \end{aligned}$$

Since  $\max_{[0,1]} |X| - \min_{[0,1]} |X| \leq |x - y|$ , (66) now follows from (65) by the definition (13). Likewise, we have

$$\begin{aligned} & \int_2^3 \pi(\Omega \cap \{\exists t \in [0,1] X(t) \in \partial B_R\}) dR \\ & = o(1) \pi((B_3 \times \mathbb{R}^d) \cup (\mathbb{R}^d \times B_3)). \end{aligned}$$

By (1) we obtain that  $\pi((B_3 \times \mathbb{R}^d) \cup (\mathbb{R}^d \times B_3)) \leq \lambda(B_5) + \mu(B_5)$ , so that we may appeal to (11) to the effect of  $\lambda(B_5) \leq |B_5|(1 + \sqrt{D}) \lesssim 1$ . Here and in the following we use  $\lesssim$  to mean up to constants that only depend on  $d$ .

We now turn to proving (65); a more explicit but pedestrian argument can be found in [5, Lemma 2.9]. Since  $E \ll 1$ , we expect there to be many short trajectories. We exploit monotonicity in order to upgrade this to a statement about all trajectories. By definition (12) and due to  $(x \leftrightarrow y)$ -symmetry, we may assume that  $x \in B_4$ . We will use (64) in form of

$$(68) \quad (x - y) \cdot (x - x') \leq \frac{3}{2} |x - x'|^2 + \frac{1}{2} |x' - y|^2.$$

For  $\zeta \geq 0$  supported in  $B_5$  we integrate (68) against  $\zeta(x') \pi(dx' dy')$ . Using the admissibility of  $\pi$  and the definition (13) of  $E$ , we find

$$(69) \quad \begin{aligned} & (\overline{dx'}) \cdot \int (x - x') \zeta(x') \lambda \\ & \leq \frac{3}{2} \int |x - x'|^2 \zeta(x') \lambda(dx') + \frac{1}{2} (\sup \zeta) E. \end{aligned}$$

By definition (11),  $D \ll 1$  implies that  $\lambda \ll B_5$  weakly close to  $dx' \ll B_5$ . In order to obtain a uniformity when applying this to (69), we now specify a class of functions  $\zeta$  in (69): Fixing a smooth mask  $\hat{\zeta} \geq 0$  supported in  $B_1$  and some radius  $0 < r \ll 1$  to be optimized later, we consider  $\zeta(x') = \hat{\zeta}(\frac{x' - x'_0}{r})$  for any center  $x'_0$ , only restricted by the requirement that  $\zeta$  is supported in  $B_5$ . This class of functions is compact with respect to the uniform topology so that we have

$$\begin{aligned} & \int (x - x') \zeta(x') \lambda(dx') = \int (x - x') \zeta(x') dx' + o_r(1), \\ & \int |x - x'|^2 \zeta(x') \lambda(dx') = \int |x - x'|^2 \zeta(x') dx' + o_r(1) \end{aligned}$$

as  $D \ll 1$ , uniformly in the center but at fixed radius (as the subscript in  $o_r(1)$  is to indicate). Specifying  $\hat{\zeta}$  to have unit integral and vanishing first moment, this yields

$$\begin{aligned} \int (x - x')\zeta(x')\lambda(dx') &= r^d(x - x'_0) + o_r(1), \\ \int |x - x'|^2\zeta(x')\lambda(dx') &\lesssim r^d(|x - x'_0|^2 + r^2) + o_r(1). \end{aligned}$$

This prompts the choice of the center  $x'_0 = x - r\frac{x-y}{|x-y|}$ , which is admissible since in view of  $x \in B_4$  we still have that  $\zeta$  is supported in  $B_5$ , to the effect of

$$\begin{aligned} (x - y) \cdot \int (x - x')\zeta(x')\lambda(dx') &= r^{d+1}|x - y| + o_r(|x - y|), \\ \int |x - x'|^2\zeta(x')\lambda(dx') &\lesssim r^{d+2} + o_r(1). \end{aligned}$$

Inserting this into (69) yields

$$|x - y| \lesssim r + \frac{E}{r^{d+1}} + o_r(|x - y|) + o_r(1).$$

We now may conclude: We first choose  $r$  so that the first r. h. s. term is small; we then choose  $E$  so that the second term is small, and we finally choose  $D$  so small such that the third term may be absorbed into the l. h. s. and such that the last term is small.

**3.3. Restricting the data term  $D$ .** While the data term  $D$  is defined w. r. t. to  $B_5$ , we rather need it w. r. t.  $B_R$  for our suitably chosen  $R \in [2, 3]$ . This is most prominent in the middle line of (48) and the prefactor of (47), but also related to the middle and last line on the r. h. s. of (21), as was discussed in Subsection 2.2. Annoyingly, this restriction property for  $D$  does not come for free and requires arguments similar to the ones used in the proof of Lemma 4. By symmetry, it is enough to consider  $\lambda$ .

**Lemma 6.** *With  $\kappa_R = \frac{\lambda(B_R)}{|B_R|}$  we have*

$$(70) \quad \int_2^3 W^2(\lambda_{\perp B_R}, \kappa_R dx_{\perp B_R}) + (\kappa_R - 1)^2 dR = O(D).$$

For the proof of Lemma 6, it is convenient to have the following two extensions of Lemma 3 on the relationship between OT and the Poisson-Neumann problem; the first is a rough generalization, the second provides the reverse relationship in a restricted setting:

**Corollary 2.**

$$(71) \quad W^2(\lambda_{\perp B_R} + f, \mu_{\perp B_R} + g) \leq \frac{4}{\min_{\bar{B}_R} \mu} \int_{B_R} |\nabla \phi|^2.$$

**Lemma 7.** *Provided  $f, g \equiv 0$  in (19),*

$$(72) \quad W^2(\lambda \llcorner B_R, \mu \llcorner B_R) \geq \frac{1}{\max\{\max_{\bar{B}_R} \lambda, \max_{\bar{B}_R} \mu\}} \int_{B_R} |\nabla \phi|^2.$$

PROOF OF COROLLARY 2. We first argue that for arbitrary  $\lambda, \mu$  and  $0 \leq M < \infty$ ,

$$(73) \quad W(\lambda, \mu) \leq \frac{1}{\sqrt{1+M} - \sqrt{M}} W(\lambda + M\mu, (1+M)\mu).$$

Indeed, by scaling we have  $W(\lambda, \mu) = \frac{1}{\sqrt{1+M}} W((1+M)\lambda, (1+M)\mu)$ . By the triangle inequality,  $W((1+M)\lambda, (1+M)\mu) \leq W((1+M)\lambda, \lambda + M\mu) + W(\lambda + M\mu, (1+M)\mu)$ , which we combine with the obvious  $W((1+M)\lambda, \lambda + M\mu) = W(M\lambda, M\mu)$ . Once more by scaling,  $W(M\lambda, M\mu) = \sqrt{M} W(\lambda, \mu)$ , so that we may absorb.

We now argue that with help of Lemma 3 we obtain

$$W^2(\lambda \llcorner B_R + f, \mu \llcorner B_R + g) \leq \frac{1}{M(\sqrt{1+M} - \sqrt{M})^2} \frac{1}{\min_{\bar{B}_R} \mu} \int_{B_R} |\nabla \phi|^2,$$

which yields (71) under  $M \uparrow \infty$ . Indeed, we first apply (73) with  $(\lambda, \mu)$  replaced by  $(\lambda \llcorner B_R + f, \mu \llcorner B_R + g)$ . We then use (34) to estimate  $W^2(\lambda \llcorner B_R + f + M(\mu \llcorner B_R + g), (1+M)(\mu \llcorner B_R + g))$ , noting that when taking the difference of  $(1+M)\mu$  and  $\lambda + M\mu$  and of  $(1+M)g$  and  $f + Mg$ , the  $M$ -dependent terms drop out and thus does not affect the definition (19) of  $\phi$ . It remains to observe that the minimum of the Lebesgue densities of  $(1+M)\mu$  and  $\lambda + M\mu$  on  $\bar{B}_R$  is bounded below by  $M \min_{\bar{B}_R} \mu$ .

PROOF OF LEMMA 7. We recall the Benamou-Brenier formulation from Lemma 3 and note that for the optimal  $(\rho_t, j_t)$

$$(74) \quad W^2(\lambda \llcorner B_R, \mu \llcorner B_R) \geq \int_0^1 \int \left| \frac{dj_t}{d\rho_t} \right|^2 d\rho_t dt.$$

Setting  $M := \max\{\max_{\bar{B}_R} \lambda, \max_{\bar{B}_R} \mu\} < \infty$ , so that  $\lambda \llcorner B_R, \mu \llcorner B_R \leq M dx \llcorner B_R$ , we have by McCann's displacement convexity (in conjunction with the convexity of  $B_R$ ), c.f. [10, Section 7.3],

$$(75) \quad \rho_t \leq M dx \llcorner B_R$$

for all  $t \in [0, 1]$ . In view of definition (38), we thus obtain for any test vector field  $\xi$

$$\int \xi \cdot dj_t \leq \frac{1}{2} \int \left| \frac{dj_t}{d\rho_t} \right|^2 d\rho_t + \frac{M}{2} \int_{B_R} |\xi|^2.$$

After integration in  $t \in [0, 1]$ , replacing  $\xi$  by a  $a\xi$  and optimizing in the constant  $a > 0$ , this yields  $\int \xi \cdot dj_t \leq (\int \left| \frac{dj_t}{d\rho_t} \right|^2 d\rho_t M \int_{B_R} |\xi|^2)^{\frac{1}{2}}$ . In

conjunction with (74) this implies

$$(76) \quad \int_0^1 j_t dt \ll dx_{\perp} B_R$$

$$\text{and} \quad \int_{B_R} \left| \int_0^1 j_t dt \right|^2 \leq MW^2(\lambda_{\perp} B_R, \mu_{\perp} B_R),$$

where we identify the measure  $\int_0^1 j_t dt$  with its Lebesgue density.

From the admissibility condition (37) we obtain by integration in  $t \in [0, 1]$  and using  $\rho_{t=0} = \lambda_{\perp} B_R$ ,  $\rho_{t=1} = \mu_{\perp} B_R$

$$-\nabla \cdot \int_0^1 j_t dt = \mu_{\perp} B_R - \lambda_{\perp} B_R \quad \text{distributionally on } \mathbb{R}^d.$$

Thus by (19) (with  $f, g \equiv 0$ ), we have that  $\int_0^1 j_t dt - \nabla \phi$  (with  $\nabla \phi$  trivially extended beyond  $\bar{B}_R$ ) is distributionally divergence-free in  $\mathbb{R}^d$ . Extending  $\phi$  in a (compactly supported)  $C^1$ -manner outside of  $\bar{B}_R$  and testing with this extension, because  $\int_0^1 j_t dt$  is supported in  $B_R$ , cf. (76), we obtain  $\int_{B_R} \nabla \phi \cdot (\int_0^1 j_t dt - \nabla \phi) = 0$ . By Cauchy-Schwarz this yields

$$\int_{B_R} |\nabla \phi|^2 \leq \int_{B_R} \left| \int_0^1 j_t dt \right|^2.$$

Combining this with (76) we obtain (72).

PROOF OF LEMMA 6. Inside this proof, we denote by  $\pi$  the optimal plan in  $W^2(\lambda_{\perp} B_5, \kappa_{\lambda} dx_{\perp} B_5)$ . Following the proof of Lemma 4, we monitor where entering and exiting trajectories end up:

$$(77) \quad \int \zeta df' = \int_{\Omega \cap \{X(0) \notin B_R\} \cap \{X(1) \in B_R\}} \zeta(X(1)) d\pi,$$

$$\int \zeta dg' = \int_{\Omega \cap \{X(0) \in B_R\} \cap \{X(1) \notin B_R\}} \zeta(X(1)) d\pi.$$

Clearly, the non-negative measures  $f', g'$  are supported in  $B_R$  and  $\bar{B}_5 - B_R$ , respectively, and satisfy  $f', g' \leq \kappa_{\lambda}$ . We introduce the corresponding mass densities w. r. t.  $B_R$

$$(78) \quad \kappa_f := \frac{f'(\mathbb{R}^d)}{|B_R|} \leq \kappa_{\lambda}, \quad \kappa_g := \frac{g'(\mathbb{R}^d)}{|B_R|}.$$

We start with the triangle inequality

$$(79) \quad \begin{aligned} & W(\lambda_{\perp} B_R, (\kappa_{\lambda} - \kappa_f + \kappa_g) dx_{\perp} B_R) \\ & \leq W(\lambda_{\perp} B_R, \kappa_{\lambda} dx_{\perp} B_R - f' + g') \\ & \quad + W(\kappa_{\lambda} dx_{\perp} B_R - f' + g', (\kappa_{\lambda} - \kappa_f) dx_{\perp} B_R + g') \\ & \quad + W((\kappa_{\lambda} - \kappa_f) dx_{\perp} B_R + g', (\kappa_{\lambda} - \kappa_f + \kappa_g) dx_{\perp} B_R). \end{aligned}$$

Restricting the optimal  $\pi$  to trajectories that start in  $B_R$ , we obtain an admissible plan for the first r. h. s. term of (79):

$$W^2(\lambda_{\perp} B_R, \kappa_{\lambda} dx_{\perp} B_R - f' + g') \leq W^2(\lambda_{\perp} B_5, \kappa_{\lambda} dx_{\perp} B_5) \leq D.$$

We now turn to the second r. h. s. term of (79), and let  $\phi'$  denote the solution of

$$-\Delta \phi' = f' - \kappa_f \text{ in } B_R, \quad \nu \cdot \nabla \phi' = 0 \text{ on } \partial B_R.$$

On the one hand, we obtain from Corollary 2

$$W(\kappa_{\lambda} dx_{\perp} B_R - f' + g', (\kappa_{\lambda} - \kappa_f) dx_{\perp} B_R + g') \leq \frac{4}{\kappa_{\lambda} - \kappa_f} \int_{B_R} |\nabla \phi'|^2.$$

On the other hand, we obtain from Lemma 7 and  $f' \leq \kappa_{\lambda}$

$$\frac{1}{2\kappa_{\lambda}} \int_{B_R} |\nabla \phi'|^2 \leq W(\kappa_{\lambda} dx_{\perp} B_R, (\kappa_{\lambda} - \kappa_f) dx_{\perp} B_R + f').$$

The combination of these two inequalities yields

$$(80) \quad \begin{aligned} & W(\kappa_{\lambda} dx_{\perp} B_R - f' + g', (\kappa_{\lambda} - \kappa_f) dx_{\perp} B_R + g') \\ & \leq \frac{8\kappa_{\lambda}}{\kappa_{\lambda} - \kappa_f} W(\kappa_{\lambda} dx_{\perp} B_R, (\kappa_{\lambda} - \kappa_f) dx_{\perp} B_R + f'). \end{aligned}$$

In view of (80), we may treat the second r. h. s. term in (79) alongside of the last term, and focus on the latter. Like in Lemma 4, we introduce the projection  $\bar{g}$  of  $g'$  onto  $\partial B_R$ , that is

$$(81) \quad \int \zeta d\bar{g} = \int \zeta \left( \frac{Rx}{|x|} \right) g'(dx).$$

We start with the triangle inequality

$$(82) \quad \begin{aligned} & W((\kappa_{\lambda} - \kappa_f) dx_{\perp} B_R + g', (\kappa_{\lambda} - \kappa_f + \kappa_g) dx_{\perp} B_R) \\ & \leq W((\kappa_{\lambda} - \kappa_f) dx_{\perp} B_R + \bar{g}, (\kappa_{\lambda} - \kappa_f + \kappa_g) dx_{\perp} B_R) + W(\bar{g}, g'). \end{aligned}$$

According to Lemma 3, we have for the first term

$$(83) \quad W((\kappa_{\lambda} - \kappa_f) dx_{\perp} B_R + \bar{g}, (\kappa_{\lambda} - \kappa_f + \kappa_g) dx_{\perp} B_R) \leq \frac{1}{\kappa_{\lambda} - \kappa_f} \int_{B_R} |\nabla \bar{\phi}|^2,$$

where  $\bar{\phi}$  is defined through

$$-\Delta \bar{\phi} = \kappa_g \text{ in } B_R, \quad \nu \cdot \nabla \bar{\phi} = \bar{g} \text{ on } \partial B_R.$$

We recall (61), which we may apply since  $g' \leq \kappa_{\lambda}$  is supported in  $\bar{B}_5 - B_R$ , and which takes the form of

$$(84) \quad \int_{\partial B_R} \bar{g}^2 \leq 2 \cdot 5^{d-1} \kappa_{\lambda} \int ||x| - R| dg'.$$

Combining this with (43), where  $\phi$  is replaced by  $\bar{\phi}$ , we obtain

$$(85) \quad \int_{B_R} |\nabla \bar{\phi}|^2 \leq 2 \cdot 5^{d-1} C_P \kappa_\lambda \int ||x| - R| dg'.$$

Before continuing with the r. h. s. of (85), we turn to the last term in (82). In view of (81),  $\int \zeta(R \frac{x}{|x|}, x) g'(dx)$  defines an admissible plan, so that  $W^2(\bar{g}, g') \leq \int |R \frac{x}{|x|} - x|^2 g'(dx)$ . Noting that  $|R \frac{x}{|x|} - x| = ||x| - R|$  and recalling that  $g'$  is supported in  $\bar{B}_5 - B_R$ , we obtain

$$W^2(\bar{g}, g') \leq 5 \int ||x| - R| dg'.$$

In view of this and (85), we are lead to estimate  $\int ||x| - R| dg'$ . A simplification of the argument leading to (60) gives

$$(86) \quad \int_2^3 \int ||x| - R| dg' dR \leq D.$$

Since in view of (79) we have  $\kappa_R = \kappa_\lambda - \kappa_f + \kappa_g$ , in order to obtain (70), it remains to show  $\kappa_f^2 + \kappa_g^2 \lesssim D$ . Because of our assumption  $D \ll 1$ , this also deals with the pre-factors in (80) and (83). By symmetry, we may restrict to  $\kappa_g$ . By definitions (77), (78), and (81) we have  $\kappa_g = \frac{1}{|B_R|} \bar{g}(\mathbb{R}^d)$ , and thus by Cauchy-Schwarz  $\kappa_g^2 \leq \frac{|\partial B_R|}{|B_R|^2} \int_{\partial B_R} \bar{g}^2$ . Hence it remains to appeal to (84) and (86).

**3.4. A final approximation and proof of Proposition 1.** Note that the two terms in (21) involving  $\nabla \phi(X(t))$  make only sense for general  $\pi$  provided  $\nabla \phi \in C^0(\bar{B}_R)$ , which however is not ensured by  $\bar{g} - \bar{f} \in L^2(\partial B_R)$  in (42). Hence, a final – however more conventional – approximation argument is unavoidable: We approximate  $\bar{g} - \bar{f}$  by its mollification  $(\bar{g} - \bar{f})_r$  on a scale  $r > 0$ , and denote by  $\phi^r$  the corresponding solution of (42). With this replacement, (21) assumes the form

$$(87) \quad \int_{\Omega} \int_{\sigma}^{\tau} |\dot{X}(t) - \nabla \phi^r(X(t))|^2 dt d\pi$$

$$(88) \quad \leq \int_{\Omega} |x - y|^2 d\pi - \int_{B_R} |\nabla \phi^r|^2$$

$$(89) \quad + 2 \int_{B_R} \phi^r \left( \frac{\mu(B_R)}{|B_R|} - \frac{\lambda(B_R)}{|B_R|} - d(\mu - \lambda) \right)$$

$$(90) \quad + 2 \int_{\partial B_R} \phi^r \left( (\bar{g} - \bar{f})_r - d(g - f) \right)$$

$$(91) \quad + \int_{\Omega} \int_{\sigma}^{\tau} |\nabla \phi^r(X(t))|^2 dt d\pi - \int_{B_R} |\nabla \phi^r|^2.$$



Before controlling the difference in line (91), for which the mollification was made, we address its effect on the lines (88) (where it is cumbersome), (89) (where it is beneficial), and (90) (where it is both).

We now fix the radius  $R$  such as to benefit from the Lemmas 4, 5, and 6. More precisely, taking the sum of the estimates (50) divided by  $o(E)+O(D)$ , (51) divided by  $E+D$ , (66) by  $o(E+D)$ , (67) by  $o(1)$ , and (70) by  $D$ ,<sup>3</sup> we learn that there exists an  $R \in [2, 3]$  and  $\bar{g}, \bar{f} \in L^2(\partial B_R)$  with

$$(92) \quad W^2(f, \bar{f}) + W^2(g, \bar{g}) = o(E) + O(D),$$

$$(93) \quad \int_{\partial B_R} \bar{f}^2 + \bar{g}^2 = O(E + D),$$

$$(94) \quad \int_{\Omega \cap \{\exists t \in [0,1] X(t) \in \partial B_R\}} |x - y|^2 d\pi = o(E + D),$$

$$(95) \quad \pi(\Omega \cap \{\exists t \in [0, 1] X(t) \in \partial B_R\}) = o(1),$$

$$(96) \quad W^2(\lambda \llcorner B_R, \frac{\lambda(B_R)}{|B_R|} dx \llcorner B_R) + (\frac{\lambda(B_R)}{|B_R|} - 1)^2 = O(D),$$

$$(97) \quad W^2(\mu \llcorner B_R, \frac{\mu(B_R)}{|B_R|} dx \llcorner B_R) + (\frac{\mu(B_R)}{|B_R|} - 1)^2 = O(D).$$

We begin with line (88): It follows from a standard mollification argument that the  $\dot{H}^{-\frac{1}{2}}(\partial B_R)$ -norm of  $(\bar{g} - \bar{f})_r - (\bar{g} - \bar{f})$  is  $O(r^{\frac{1}{2}})$  times the  $L^2(\partial B_R)$ -norm of  $\bar{g} - \bar{f}$ :

$$(98) \quad \int_{\partial B_R} \zeta((\bar{g} - \bar{f})_r - (\bar{g} - \bar{f})) \lesssim (r \int_{B_R} |\nabla \zeta|^2 \int_{\partial B_R} (\bar{g} - \bar{f})^2)^{\frac{1}{2}}.$$

Hence from (23) applied to (42), which yields that  $\int_{B_R} |\nabla(\phi^r - \phi)|^2 = \int_{\partial B_R} (\phi^r - \phi)((\bar{g} - \bar{f})_r - (\bar{g} - \bar{f}))$ , with the choice  $\zeta = \phi^r - \phi$  in (98), we obtain

$$(99) \quad \int_{B_R} |\nabla(\phi^r - \phi)|^2 \lesssim r \int_{\partial B_R} (\bar{g} - \bar{f})^2.$$

<sup>3</sup>To pick out just the two terms of (50) and (67), what we mean is the following: According to these two statements, for any given  $\delta > 0$  we have for sufficiently small  $E + D$  that

$$\int_2^3 dR \frac{1}{\delta E + D} W^2(f_R, \bar{f}_R) + \frac{1}{\delta} \pi(\Omega \cap \{\exists t \in [0, 1] X(t) \in \partial B_R\}) \lesssim 1.$$

This means that there exists an  $R \in [2, 3]$  such that the integrand is  $\leq 1$ , which translates into

$$W^2(f_R, \bar{f}_R) \lesssim \delta E + D \quad \text{and} \quad \pi(\Omega \cap \{\exists t \in [0, 1] X(t) \in \partial B_R\}) \lesssim \delta,$$

which amounts to (92) and (95).

Combining this with (43) yields

$$\int_{B_R} |\nabla\phi|^2 - \int_{B_R} |\nabla\phi^r|^2 \leq 2 \int_{B_R} \nabla(\phi - \phi^r) \cdot \nabla\phi \lesssim r^{\frac{1}{2}} \int_{\partial B_R} (\bar{g} - \bar{f})^2.$$

Hence in view of (93) we have

$$(100) \quad \int_{B_R} |\nabla\phi|^2 - \int_{B_R} |\nabla\phi^r|^2 \leq r^{\frac{1}{2}} O(E + D).$$

Equipped with (100) and the more obvious

$$(101) \quad \int_{B_R} |\nabla\phi|^2 = O(E + D),$$

we may now conclude the estimate of line (88). We refer back to Subsection 3, namely (46) followed by Young's inequality. Next to an  $o(E)$  coming from the first factor in Young's inequality, this gives rise to the square of the term in (47) and the three terms in (48). According to (96) & (97) and (101), the former contribution is  $O(D(E + D))$ . According to (94), once more (96) & (97), and (92), the latter three contributions in (48) are  $o(E + D)$ ,  $O(D)$ , and  $o(E + D)$ , respectively. Hence in combination with (100) we obtain

$$\begin{aligned} & \int_{\Omega} |x - y|^2 d\pi - \int_{B_R} |\nabla\phi|^2 \\ & \leq o(E) + O(D(E + D)) + o(E + D) + O(D) + r^{\frac{1}{2}} O(E + D), \end{aligned}$$

which is  $o(E) + O(D)$  provided  $r$  goes to zero as  $E$  does.

We now turn to the terms in the two lines (89) and (90). Combining (43) with (99), we obtain by (93)

$$(102) \quad \int_{B_R} |\nabla\phi^r|^2 \lesssim \int_{\partial B_R} (\bar{g} - \bar{f})^2.$$

Hence in conjunction with (98) we learn that

$$(103) \quad \text{in line (90) we may replace } (\bar{g} - \bar{f})_r \text{ by } \bar{g} - \bar{f},$$

once more at the expense of an error  $r^{\frac{1}{2}} O(E + D)$ . Now comes the beneficial effect of mollification: By standard regularity theory for the Neumann-Poisson problem,  $\sup_{\bar{B}_R} |\nabla\phi^r|$  is estimated by a sufficiently high norm of  $(\bar{g} - \bar{f})_r$ , which due to the mollification is controlled by  $(\int_{\partial B_R} (\bar{g} - \bar{f})^2)^{\frac{1}{2}}$ . A closer inspection shows that in line with scaling, this estimate assumes the form

$$(104) \quad \sup_{\bar{B}_R} |\nabla\phi^r|^2 \lesssim \frac{1}{r^{d-1}} \int_{\partial B_R} (\bar{g} - \bar{f})^2 \stackrel{(93)}{=} \frac{1}{r^{d-1}} O(E + D).$$

Thus we may appeal to the following easy consequence of the definition of  $W^2$  (and Cauchy-Schwarz)

$$(105) \quad \left| \int_{\partial B_R} \phi^r (\bar{g} - dg) \right| \leq \sup_{\bar{B}_R} |\nabla \phi^r| \left( \left( \int_{\partial B_R} \bar{g} + g(\partial B_R) \right) W^2(\bar{g}, g) \right)^{\frac{1}{2}},$$

and a corresponding estimate for  $f$ . Hence we learn from both (92) and (93) that the contribution from (103) is  $r^{-\frac{d-1}{2}}(o(E) + O(D))$ .

In conclusion, we obtain that the term in line (90) satisfies

$$\int_{\partial B_R} \phi^r ((\bar{g} - \bar{f})_r - d(g - f)) = \frac{1}{r^{\frac{d-1}{2}}}(o(E) + O(D)) + r^{\frac{1}{2}}O(E + D),$$

which still is  $o(E) + O(D)$  provided  $r$  only slowly goes to zero as  $E + D$  does. Appealing once more to an estimate similar to (105), but this time in conjunction with (96) and (97), we learn that the term in line (89) is

$$\int_{B_R} \phi^r \left( \frac{\mu(B_R)}{|B_R|} - \frac{\lambda(B_R)}{|B_R|} - d(\mu - \lambda) \right) = \frac{1}{r^{\frac{d-1}{2}}}O(D),$$

and thus is well-behaved, too.

It remains to address the term in line (91); we claim that

$$(106) \quad \int_{\Omega} \int_{\sigma}^{\tau} |\nabla \phi^r(X(t))|^2 dt d\pi - \int_{B_R} |\nabla \phi^r|^2 \leq \frac{1}{r^{d-1}}o(E + D) + \frac{1}{r^d}(E + D)^{\frac{3}{2}}.$$

Indeed, setting  $\zeta = |\nabla \phi^r|^2$ , and appealing to (1) and (6), we split the l. h. s. of (106) into the three differences

$$(107) \quad \int_0^1 \int_{\Omega} (I(X(t) \in \bar{B}_R)\zeta(X(t)) - I(X(0) \in B_R)\zeta(X(0))) d\pi dt + \left( \int_{B_R} \zeta d\lambda - \kappa_R \int_{B_R} \zeta \right) + (\kappa_R - 1) \int_{B_R} \zeta.$$

We turn to the first difference in (107) and note

$$\begin{aligned} & I(X(t) \in \bar{B}_R)\zeta(X(t)) - I(X(0) \in B_R)\zeta(X(0)) \\ & \leq I(\exists s \in [0, 1] X(s) \in \partial B_R, X(t) \in \bar{B}_R)\zeta(X(t)) \\ & \quad + I(\forall s \in [0, 1] X(s) \in B_R)(\zeta(X(t)) - \zeta(X(0))), \end{aligned}$$

so that it is  $\leq$

$$(108) \quad \sup_{\bar{B}_R} \zeta \pi(\Omega \cap \{\exists s \in [0, 1] X(s) \in \partial B_R\}) + \sup_{\bar{B}_R} |\nabla \zeta| \int_{\Omega} |x - y| d\pi.$$

According to (95), the second factor of the first term is  $o(1)$ . The second factor of the second term is  $\leq (\pi(\Omega) \int_{\Omega} |x - y|^2 d\pi)^{\frac{1}{2}}$ , and thus  $O(E^{\frac{1}{2}})$  by definitions (12) and (13). Hence it remains to control the

two first factors in (108). Recalling the definition of  $\zeta$  and (104), we have  $\sup_{\bar{B}_R} \zeta = r^{-(d-1)}O(E + D)$ , so that the first term in (108) is  $r^{-(d-1)}o(E + D)$ . By the same argument that led to (104), we have

$$(109) \quad \sup_{\bar{B}_R} |\nabla^2 \phi^r|^2 \lesssim \frac{1}{r^{d+1}} \int_{\partial B_R} (\bar{g} - \bar{f})^2 \stackrel{(93)}{=} \frac{1}{r^d} O(E + D),$$

which in combination with (104) yields

$$(110) \quad \sup_{B_R} |\nabla \zeta| \lesssim \frac{1}{r^d} \int_{\partial B_R} (\bar{g} - \bar{f})^2 = \frac{1}{r^d} O(E + D),$$

so that the second term in (108) is  $r^{-d}O(E^{\frac{1}{2}}(E + D))$ .

We now address the second difference in (107). In analogy to (105), we have that it is  $\leq$

$$\sup_{\bar{B}_R} |\nabla \zeta| (\lambda(B_R) + \kappa_R |B_R|) W^2(\lambda \llcorner B_R, \kappa_R dx \llcorner B_R)^{\frac{1}{2}}.$$

Due to (70) in Lemma 4 and to (110) this is  $r^{-d}O((E + D)D^{\frac{1}{2}})$ . Finally, the third term in (107) is  $\leq (\sup \zeta) |\kappa_R - 1|$  and thus  $r^{-(d-1)}O((E + D)D^{\frac{1}{2}})$ .

The final task left is to estimate the l. h. s. of (40) by the l. h. s. (87). We start by approximating the argument of  $\nabla \phi^r$ :

$$\int_{\Omega} \int_{\sigma}^{\tau} |\nabla \phi^r(X(t)) - I(x \in B_R) \nabla \phi^r(x)|^2 dt d\pi.$$

Using

$$\begin{aligned} & I(t \in [\sigma, \tau]) |\nabla \phi^r(X(t)) - I(x \in B_R) \nabla \phi^r(x)|^2 \\ & \stackrel{(6)}{=} |I(X(t) \in \bar{B}_R) (\nabla \phi^r(X(t)) - I(X(0) \in B_R) \nabla \phi^r(X(0)))|^2 \\ & \leq I(\exists s \in [0, 1] X(s) \in \partial B_R, X(t) \in \bar{B}_R) |\nabla \phi^r(X(t))|^2 \\ & \quad + I(\forall s \in [0, 1] X(s) \in B_R) |\nabla \phi^r(X(t)) - \nabla \phi^r(X(0))|^2, \end{aligned}$$

we obtain

$$\begin{aligned} & \int_{\Omega} \int_{\sigma}^{\tau} |\nabla \phi^r(X(t)) - I(x \in B_R) \nabla \phi^r(x)|^2 dt d\pi \\ & \leq \sup_{\bar{B}_R} |\nabla \phi^r|^2 \pi(\Omega \cap \{\exists s \in [0, 1] X(s) \in \partial B_R\}) \\ & \quad + \sup_{\bar{B}_R} |\nabla^2 \phi^r|^2 \int_{\Omega} |x - y|^2 d\pi. \end{aligned}$$

By definition (12) and (13), as well as (94), (104) and (109) this yields

$$(111) \quad \begin{aligned} & \int_{\Omega} \int_{\sigma}^{\tau} |\nabla \phi^r(X(t)) - I(x \in B_R) \nabla \phi^r(x)|^2 dt d\pi \\ & \leq \frac{1}{r^{d-1}} o(E + D) + \frac{1}{r^d} O((E + D)E). \end{aligned}$$

By the triangle inequality we obtain from (111)

$$\begin{aligned} & \int_{\Omega} (\tau - \sigma) |(y - x) - I(x \in B_R) \nabla \phi^r(x)|^2 d\pi \\ & \leq 2 \int_{\Omega} \int_{\sigma}^{\tau} |\dot{X}(t) - \nabla \phi^r(X(t))|^2 dt d\pi \\ & \quad + \frac{1}{r^{d-1}} o(E + D) + \frac{1}{r^d} O((E + D)E). \end{aligned}$$

By definition (12) of  $\Omega$  and  $R \geq 1$ , we clearly have

$$((B_1 \times \mathbb{R}^d) \cup (\mathbb{R}^d \times B_1)) \cap \text{supp}\pi \subset \Omega.$$

Because of  $R \geq 2$  and in our regime of short trajectories, cf. (65), we have

$$\tau - \sigma = 1, \quad x \in B_R \quad \text{for } (x, y) \in ((B_1 \times \mathbb{R}^d) \cup (\mathbb{R}^d \times B_1)) \cap \text{supp}\pi.$$

This implies

$$\begin{aligned} & \int_{(B_1 \times \mathbb{R}^d) \cup (\mathbb{R}^d \times B_1)} |(y - x) - \nabla \phi^r(x)|^2 d\pi \\ & \leq \int_{\Omega} (\tau - \sigma) |(y - x) - I(x \in B_R) \nabla \phi^r(x)|^2 d\pi. \end{aligned}$$

The combination of the two last inequalities connects the l. h. s. of (40) (with  $\phi$  replaced by  $\phi^r$ ) with the l. h. s. (87). This concludes the proof of Proposition 1.

## REFERENCES

- [1] Caffarelli, L. A.: A localization property of viscosity solutions to the Monge-Ampère equation and their strict convexity, *Ann. of Math.* **131** (2), 129–134 (1990)
- [2] Caffarelli, L.A.: The regularity of mappings with a convex potential. *J. Am. Math. Soc.* **5**(1), 99–104 (1992)
- [3] De Philippis, G. and Figalli, A.: Partial regularity for optimal transport maps. *Publ. Math. Inst. Hautes Etudes Sci.* **121**, 81–112 (2015)
- [4] Figalli, A. and Kim, Y.-H.: Partial regularity of Brenier solutions of the Monge-Ampère equation. *Discret. Contin. Dyn. Syst. (Ser. A)* **28**, 559–565 (2010)
- [5] Goldman, M., Huesmann, M. and Otto, F.: Quantitative Linearization Results for the Monge-Ampère Equation. *Comm. Pure Appl. Math.* **74**, 2483–2560 (2021)
- [6] Goldman, M., and Otto, F.: A variational proof of partial regularity for optimal transportation maps. *Ann. Sci. Éc. Norm. Supér. (4)* **53** (5) 1209–1233 (2020)
- [7] Huesmann, M., Mattesini, F. and Otto, F.: There is no stationary cyclically monotone Poisson matching in 2d. *arXiv:2109.13590* (2021)
- [8] Otto, F., Prod’homme, M. and Ried, T.: Variational approach to regularity of optimal transport maps: general cost functions. *Ann. PDE*, **7** (2021)
- [9] Adams, R. A. and Fournier, J. J. F.: Sobolev Spaces. *Academic Press* (2003)

- [10] Santambrogio, F.: Optimal Transport for Applied Mathematicians.  
*Birkhäuser* (2015)