

Path integrals and wavepacket evolution for damped mechanical systems

Dharmesh Jain,^{*} A. Das,[†] and Sayan Kar[‡]
*Department of Physics and Meteorology and CTS,
Indian Institute of Technology, Kharagpur 721302, India*

Damped mechanical systems with various forms of damping are quantized using the path integral formalism. In particular, we obtain the path integral kernel for the linearly damped harmonic oscillator and a particle in a uniform gravitational field with linearly or quadratically damped motion. In each case, we study the evolution of Gaussian wave packets and discuss the characteristic features that help us distinguish between different types of damping. For quadratic damping, we show that the action and equation of motion of such a system has a connection with the zero dimensional version of a currently popular scalar field theory. Furthermore we demonstrate that the equation of motion (for quadratic damping) can be identified as a geodesic equation in a fictitious two-dimensional space.

I. INTRODUCTION

The presence of damping in a mechanical system is a natural occurrence. For example, consider a particle falling through a fluid under gravity. The form of the damping force depends on the value of the Reynolds number $\text{Re} = \rho \ell v / \eta$, where ρ is the fluid density, η the viscosity coefficient, ℓ the characteristic length scale, and v the speed of the particle in the fluid. For $\text{Re} < 1$ we may assume linear damping and for $10^3 < \text{Re} < 2 \times 10^5$ it is more natural to assume that the damping is quadratic in the velocity.¹ The assumption of a nonlinear damping term makes the equation of motion nonlinear and more difficult to handle in general. Several classical mechanical systems with linear as well as nonlinear damping are exactly solvable.²

In contrast, the quantum mechanics of damped mechanical systems is not as easy to understand. Usually we write down Schrödinger's equation for a given potential and obtain the energy eigenvalues and eigenfunctions either exactly or by approximation methods. This procedure does not work for damped systems because of either the explicit time dependence or the complicated form of the Lagrangian and hence the Hamiltonian.

The primary goals of this article are to show that Lagrangians can be constructed for simple damped systems, to use these Lagrangians to construct the path integral kernels for damped systems, and to study the wavepacket evolution using these kernels. Our results supplement the existing literature on exact path integrals for mechanical systems.

Our examples include the damped simple harmonic oscillator and the freely falling particle in a uniform gravitational field in the presence of linear/ or quadratic damping. Earlier work on the quantization of damped systems can be found in Refs. 3,4,5 using a variety of techniques such as variational methods, the Fokker-Planck equation, and canonical quantization. Path integral techniques have been used by several authors (see for example, Refs. 6,7,8,9,10,11,12,13). A comprehensive and up-to-date analysis on various aspects of path integrals (with associated references) is available in Ref. 14.

In Sec. II we outline the path integral formalism, which we shall use extensively. Then in Sec. III A we consider the damped harmonic oscillator and discuss the construction of the kernel for the under-damped case in detail. As a second example, we consider in Sec. III B a particle falling under gravity in the presence of a linear damping force. In Sec. IV we focus on quadratic damping in an analogous way. In all these systems we study wavepacket evolution and show how the dispersion of the packet provides us with a way of distinguishing between the magnitude as well as various forms of the damping force. As an aside (and a motivation for the reader who wishes to find a taste of advanced physics from an elementary standpoint) we connect the quadratic damping scenario with a recently studied field theory. In the same spirit, we also illustrate how quadratically damped motion can be viewed as a geodesic motion in a fictitious two-dimensional space. In Sec. V we conclude with a summary of our results.

II. PATH INTEGRAL FORMALISM

Before we begin our discussion of the path integral treatment of damped mechanical systems we give some results that we will use in our analyses. For readers interested in the details of this formalism there are several good references including Refs. 14,15,16,17.

For a particle propagating from the initial point (x_i, t_i) to the final point (x_f, t_f) the transition amplitude is given

by the integral over all possible paths connecting the initial and the final points:

$$K(x_f, t_f; x_i, t_i) = \int_{(x_i, t_i)}^{(x_f, t_f)} e^{iS[\mathcal{L}(x, \dot{x}, t)]/\hbar} \mathcal{D}x, \quad (1)$$

where S and \mathcal{L} denote, respectively, the classical action and the Lagrangian of the particle. The transition amplitude $K(x_f, t_f; x_i, t_i)$ is called the propagator. It can be shown that for a general quadratic Lagrangian the form of the propagator reduces to¹⁶

$$K(x_f, t_f; x_i, t_i) = \phi(t_f, t_i) e^{iS[\mathcal{L}(x_{cl}, \dot{x}_{cl}, t)]/\hbar}, \quad (2)$$

where the factor $\phi(t_f, t_i)$ is a function of the initial and the final time. The subscript ‘‘cl’’ refers to classical solution of the equation of motion.

An important property of the propagator, known as *transitivity*, is obtained by considering an instant of time t such that $t_f > t > t_i$

$$K(x_f, t_f; x_i, t_i) = \int dx K(x_f, t_f; x, t) K(x, t; x_i, t_i). \quad (3)$$

We will make use of Eqs. (2) and (3) in our subsequent discussion.

III. PATH INTEGRAL FORMULATION OF LINEARLY DAMPED SYSTEMS

We now illustrate the method of path integrals outlined in Sec. II by applying it to some simple damped mechanical systems. We will assume that the motion takes place between fixed initial and final points and calculate the kernel for the systems. The kernel will then be used to study the evolution of a Gaussian wavepacket.

A. Linearly Damped Harmonic Oscillator

The equation of motion of a linearly damped harmonic oscillator is $m\ddot{x} + \beta\dot{x} + m\omega_0^2 x = 0$, where m is the mass of the particle, β is the damping coefficient, and ω_0 is the frequency of its oscillations for $\beta = 0$. The general solution of the equation of motion for the over-damped (OD), critically damped (CD), and under-damped (UD) cases are shown in Table I, where $\Lambda = \beta/m$, [xx better to write λ instead xx] $\gamma^2 = (\frac{\Lambda^2}{4} - \omega_0^2) = -\omega^2$, and $T = t_f - t_i$. We use the boundary conditions $x(t_i) = x_i$ and $x(t_f) = x_f$ to evaluate the integration constants A and B (see Table I).

To construct the kernel we first need to know the Lagrangian, which is given by:

$$\mathcal{L} = \left(\frac{1}{2} m \dot{x}^2 - \frac{1}{2} m \omega_0^2 x^2 \right) e^{\Lambda t}. \quad (4)$$

Note that the Lagrangian is explicitly time dependent. There are ways of choosing new coordinates so that the Lagrangian in Eq. (4) becomes time-independent.¹⁸ It is easy to check that this Lagrangian reproduces the correct classical equation of motion for the damped harmonic oscillator. Several authors have looked at the path integral kernel for this Lagrangian.^{19,20} A reasonably up-to-date review covering various aspects is available in Ref. 21. We now write down the kernel for the under-damped case and then investigate the wavepacket evolution. The results for the other two cases are given in Tables II and III.

The classical action is evaluated by substituting the solution for the under-damped case given in Table I into Eq. (4) and integrating it over the time interval $[t_i, t_f]$. The result is

$$S = \frac{m\omega}{2 \sin \omega T} [(x_i^2 e^{\Lambda t_i} + x_f^2 e^{\Lambda t_f}) \cos \omega T - 2x_i x_f e^{\Lambda(t_i+t_f)/2}] + \frac{m\Lambda}{4} (x_i^2 e^{\Lambda t_i} - x_f^2 e^{\Lambda t_f}). \quad (5)$$

The effect of damping appears in Eq. (5) through the presence of Λ . In particular, the second term is entirely due to damping effects. It is interesting that if we use scaled coordinates $\bar{x}_i = x_i e^{\Lambda t_i/2}$ and $\bar{x}_f = x_f e^{\Lambda t_f/2}$, we can rewrite the first term as a purely simple harmonic oscillator contribution.

Because the Lagrangian is quadratic, the kernel is of the form given in Eq. (2). We make use of the transitivity of the kernel, that is, Eq. (3) to calculate $\phi(t_f, t_i)$. After some algebra, we find:

$$\phi(t_f, t_i) = \phi(t_f, t) \phi(t, t_i) \sqrt{\frac{2\pi i \hbar}{m\omega e^{\Lambda t} \left(\frac{\cos \omega(t_f-t)}{\sin \omega(t_f-t)} + \frac{\cos \omega(t-t_i)}{\sin \omega(t-t_i)} \right)}}, \quad (6)$$

which leads to

$$\phi(t_f, t_i) = \sqrt{\frac{m\omega e^{\Lambda(t_i+t_f)/2}}{2\pi i \hbar \sin \omega T}}. \quad (7)$$

The complete kernel turns out to be

$$K(x_f, t_f; x_i, t_i) = \sqrt{\frac{m\omega e^{\Lambda(t_i+t_f)/2}}{2\pi i \hbar \sin \omega T}} e^{\frac{i}{\hbar} S}, \quad (8)$$

where S is given by Eq. (5).

To determine how a Gaussian wavepacket evolves for this kernel, we begin with the initial ($t_i = 0$) profile of the packet:

$$\psi(x_i, 0) = \left(\frac{1}{2\pi\sigma_0^2}\right)^{1/4} e^{-(x_i-a)^2/4\sigma_0^2}, \quad (9)$$

where σ_0^2 is the variance of the Gaussian wavepacket, which is a measure of its width. Without any loss of generality we choose the wavepacket to be peaked at $x_i = a$ at $t_i = 0$. The wavepacket at a later time t is related to the wavepacket at $t_i = 0$ by

$$\psi(x_f, t) = \int_{-\infty}^{\infty} K(x_f, t; x_i, 0) \psi(x_i, 0) dx_i. \quad (10)$$

After some simplifications, we find

$$|\psi(x_f, t)|^2 = \frac{1}{\sqrt{2\pi\sigma_t^2}} \exp\left[-\frac{[x_f - ae^{-\Lambda t/2}(\cos \omega t + \frac{\Lambda}{2\omega} \sin \omega t)]^2}{2\sigma_t^2}\right], \quad (11)$$

and

$$\sigma_t^2 = \sigma_0^2 e^{-\Lambda t} \left[(\cos \omega t + \frac{\Lambda}{2\omega} \sin \omega t)^2 + \left(\frac{\hbar \sin \omega t}{2m\omega\sigma_0^2}\right)^2 \right]. \quad (12)$$

From Eq. (11) we see that at any time t the wavepacket is peaked at

$$x_f = ae^{-\Lambda t/2} \left(\cos \omega t + \frac{\Lambda}{2\omega} \sin \omega t \right). \quad (13)$$

The wavepacket evolution is shown in Fig. 1, and the dependence of the standard deviation σ_t on t and Λ is shown in Fig. 2. From Fig. 1, we notice that the width of the wavepacket pulsates and at various times it becomes less than the initial value σ_0 . From Fig. 2 we see that σ_t shows the same behavior and after $t \sim 11$ remains less than σ_0 for $\Lambda = 0.2$ and $\omega_0 = 0.5$ (bold line). We see similar behavior for σ_t for different values of Λ . The oscillations are less prominent for higher values of Λ . This behavior is seen for the critically and over-damped cases. From theoretical considerations, we expect that the under-damped case exhibits less prominent oscillations as $\Lambda \rightarrow 2\omega_0$. We also note that for $\Lambda = 0$, σ_t oscillates between σ_0 and $\sigma_{\max} > \sigma_0$ (as is well known), but as the damping coefficient becomes nonzero, the variance drops below σ_0 at some time and goes to zero. This behavior coincides with the wavepacket's peak tending towards $x = 0$. Thus, we conclude that the damping leads to localization of the particle around the minimum of the potential at $x = 0$.

The expectation value of x is

$$\langle x \rangle = \int_{-\infty}^{\infty} x |\psi|^2 dx = ae^{-\Lambda t/2} \left(\cos \omega t + \frac{\Lambda}{2\omega} \sin \omega t \right). \quad (14)$$

This result is the same as Eq. (13) and $x(t)$ for the UD case in Table I if A and B are evaluated using the initial conditions $x(0) = a$ and $\dot{x}(0) = 0$. That is, the peak of the wavepacket (corresponding to the maximum probability of finding the particle) follows the classical trajectory as expected.

B. Uniform Gravitational Field with Linear Damping

Consider a particle of mass m in a uniform gravitational field with a damping force proportional to its speed. This damping is an example of Stokes' law. The equation of motion of the particle is $m\ddot{x} + \beta\dot{x} = mg$, where β is the

damping coefficient and g the acceleration due to gravity. Recall that there is a terminal velocity, which the particle attains asymptotically. The general solution of the equation of motion is

$$x(t) = A + Be^{-\Lambda t} + \frac{g}{\Lambda}t, \quad (15)$$

where $\Lambda = \beta/m$, and A and B are integration constants. For the initial and final conditions $x(t_i) = x_i$ and $x(t_f) = x_f$, $A = [(x_i e^{-\Lambda t_f} - x_f e^{-\Lambda t_i}) + \frac{g}{\Lambda}(t_i e^{-\Lambda t_f} - t_f e^{-\Lambda t_i})]/(e^{-\Lambda t_f} - e^{-\Lambda t_i})$, and $B = [(x_f - x_i) - \frac{g}{\Lambda}(t_f - t_i)]/(e^{-\Lambda t_f} - e^{-\Lambda t_i})$.

The equation of motion (15) can be derived from the Lagrangian

$$\mathcal{L} = \left(\frac{1}{2}m\dot{x}^2 + mgx\right)e^{\Lambda t}. \quad (16)$$

For this Lagrangian, the classical action in the time interval $[t_i, t_f]$ is

$$S = \frac{m\Lambda e^{\Lambda(t_i+t_f)}}{2(e^{\Lambda t_f} - e^{\Lambda t_i})} [x_f - x_i - \frac{g}{\Lambda}(t_f - t_i)]^2 + \frac{mg}{\Lambda} [x_f e^{\Lambda t_f} - x_i e^{\Lambda t_i}] + \frac{mg^2}{2\Lambda^3} [e^{-\Lambda t_i} - e^{-\Lambda t_f}]. \quad (17)$$

The calculation of the kernel can be done in a way similar to the the damped harmonic oscillator. We obtain

$$K(t_f, x_f; t_i, x_i) = \sqrt{\frac{m\Lambda e^{\Lambda(t_i+t_f)}}{2\pi i \hbar (e^{\Lambda t_f} - e^{\Lambda t_i})}} e^{iS/\hbar}, \quad (18)$$

where S is given by Eq. (17).

We will now consider the evolution of the wavepacket given in Eq. (9). We make use of Eq. (10) and obtain

$$|\psi(x_f, t)|^2 = \frac{1}{\sqrt{2\pi\sigma_t^2}} \exp\left[-\frac{[x_f - a - \frac{g}{\Lambda}t + \frac{g}{\Lambda^2}(1 - e^{-\Lambda t})]^2}{2\sigma_t^2}\right], \quad (19)$$

and

$$\sigma_t^2 = \sigma_0^2 \left[1 + \left(\frac{\hbar(1 - e^{-\Lambda t})}{2m\Lambda\sigma_0^2}\right)^2\right]. \quad (20)$$

From Eq. (19) we see that the wavepacket is peaked at

$$x_f = a + \frac{g}{\Lambda}t - \frac{g}{\Lambda^2}(1 - e^{-\Lambda t}). \quad (21)$$

The wavepacket evolution is shown in Fig. 3, and the variation of σ_t on the damping coefficient Λ and the time t is shown in Fig. 4. From Fig. 3 we see that the width of the wavepacket increases initially and then becomes almost constant as the exponential part of Eq. (20) decays. From Fig. 4 we see that the variance σ_t exhibits the same generic behavior for all values of Λ . However, the time taken to reach a near-constant value of σ is different for different Λ values and represents the time needed to reach the terminal velocities in the corresponding cases. This behavior of the wavepacket seems to be characteristic of systems involving a terminal velocity though, as we show later there are interesting differences in the case for quadratic damping. The expectation value of x is

$$\langle x \rangle = a + \frac{g}{\Lambda}t - \frac{g}{\Lambda^2}(1 - e^{-\Lambda t}). \quad (22)$$

This result is the same as Eqs. (21) and (15) if the constants are evaluated using the initial conditions $x(0) = a$ and $\dot{x}(0) = 0$.

IV. QUADRATIC DAMPING

A. Path Integral Kernel and wavepacket Evolution

We consider a particle moving in a uniform gravitational field with a damping force proportional to the square of its speed. Much work has been done on the quantization of this and similar systems with quadratic damping.^{22,23,24,25,26,27} The equation of motion with this type of damping is $m\ddot{x} + \beta\dot{x}^2 = mg$. Note that the equation is time-reversal invariant. The general solution is

$$x(t) = \frac{1}{\Lambda} \left[\ln[\cosh(\sqrt{g\Lambda}t + A)] \right] + B, \quad (23)$$

where $\Lambda = \beta/m$ and A and B are integration constants. The choice of a suitable Lagrangian for this case is interesting because there are nonequivalent Lagrangians which give rise to the same equation of motion. Consider for example the forms

$$\mathcal{L} = \left(\frac{1}{2}m\dot{x}^2 + \frac{mg}{2\Lambda}\right)e^{2\Lambda x}, \quad (24)$$

$$\mathcal{L} = -\sqrt{1 - \frac{\Lambda}{g}\dot{x}^2}e^{-\Lambda x}. \quad (25)$$

To quantize the system we must judiciously choose the form that can be handled easily despite the fact that different Lagrangians can give rise to nonequivalent quantizations. The Lagrangian in Eq. (25) is not so easy to use because of the presence of the square root in the path integral method. Thus, we choose the Lagrangian in Eq. (24). Despite the presence of damping, the Lagrangians are not explicitly time-dependent unlike the damped harmonic oscillator or a particle in a gravitational field with linear damping. The Hamiltonian derived from Eq. (24) is a conserved quantity, but does not correspond to the energy of the system. A discussion on the conserved quantities in damped systems is given in Ref. 32.

We note that although the Lagrangian (24) is not a quadratic Lagrangian, we can make it so by using the transformation: $X = \int e^{\Lambda x} dx = e^{\Lambda x}/\Lambda$.³³ This transformation converts it into a Lagrangian similar to that of a simple harmonic oscillator with imaginary frequency whose results are known^{15,16} or can be deduced from those of Sec. III A by setting $\Lambda = 0$.

We can write the action in terms of X and t as

$$S = \int_{t_i}^{t_f} \frac{m}{2} (\dot{X}^2 + g\Lambda X^2) dt. \quad (26)$$

If we compare Eq. (26) with the harmonic oscillator action given by:

$$S_{\text{HO}} = \int_{t_i}^{t_f} \frac{m}{2} (\dot{x}^2 - \omega^2 x^2) dt, \quad (27)$$

we obtain $\omega = i\sqrt{g\Lambda} = i\gamma$. We use the known results for the propagator of the harmonic oscillator and obtain the kernel in terms of X and γ as

$$K(X_f, t_f; X_i, t_i) = \sqrt{\frac{m\gamma}{2\pi i\hbar \sinh \gamma T}} \exp\left(\frac{im\gamma}{2\hbar \sinh \gamma T} [(X_i^2 + X_f^2) \cosh \gamma T - 2X_i X_f]\right). \quad (28)$$

If we transform back to x , we obtain the desired kernel:

$$K(x_f, t_f; x_i, t_i) = \sqrt{\frac{m\gamma}{2\pi i\hbar \sinh \gamma T}} \exp\left(\frac{im\gamma}{2\hbar\Lambda^2 \sinh \gamma T} [(e^{2\Lambda x_i} + e^{2\Lambda x_f}) \cosh \gamma T - 2e^{\Lambda(x_i+x_f)}]\right). \quad (29)$$

The evolution of a Gaussian wavepacket in the X -coordinate will be similar to Eq. (9) and Eq. (11) (after setting $\Lambda = 0$). Therefore, in terms of the x -coordinate we can write

$$\psi(x_i, 0) = \left(\frac{1}{2\pi\sigma_0^2}\right)^{1/4} \exp\left[\frac{-(e^{\Lambda x_i} - e^{\Lambda a})^2}{4\Lambda^2\sigma_0^2}\right], \quad (30)$$

and

$$|\psi(x_f, t)|^2 = \frac{1}{\sqrt{2\pi\sigma_t^2}} \exp\left[\frac{-(e^{\Lambda x_f} - e^{\Lambda a} \cosh \gamma t)^2}{2\Lambda^2\sigma_t^2}\right], \quad (31)$$

$$\sigma_t^2 = \sigma_0^2 \left[\cosh^2 \gamma t + \left(\frac{\hbar \sinh \gamma t}{2m\gamma\sigma_0^2}\right)^2 \right]. \quad (32)$$

If we set the exponent in Eq. (31) to zero, we see that the wavepacket is peaked at:

$$x_f = a + \frac{1}{\Lambda} \ln(\cosh \gamma t). \quad (33)$$

The wavepacket evolution is shown in Fig. 5, and the variation of σ_t with time t and Λ is shown in Fig. 6. From Figs. 5 and 6 we see that the width of the wavepacket increases indefinitely and rapidly. From Fig. 6 we see that the

standard deviation σ_t exhibits similar behavior for all values of the damping coefficient Λ . The only difference is the rate at which σ_t grows, which can be derived from Eq. (32). Thus for motion under gravity, the linear and quadratic damping cases can be distinguished from each other by following the corresponding wavepacket evolution (see Fig. 4 for linear damping and Fig. 6 for quadratic damping).

As before, we would like to calculate the expectation value of x . We first calculate $\langle X \rangle$, which can be determined from Eq. (14) by setting $\Lambda = 0$. Using the relation $X = \exp^{\Lambda x} / \Lambda$ we get

$$\langle e^{\Lambda x} \rangle = e^{\Lambda a} \cosh \gamma t. \quad (34)$$

If we expand the exponential on both sides and compare the coefficients of Λ , we obtain

$$\langle x \rangle = a + \frac{1}{\Lambda} \ln(\cosh \gamma t). \quad (35)$$

This result is the same as Eqs. (33) and (23).

B. Connection with Field Theory

In the following we will show that the classical equation of motion for a particle subject to damping proportional to the square of the velocity can be obtained from a zero-dimensional version of the field theory of tachyon matter that emerges from string theory²⁸. This example provides a link between a field theory and a damped mechanical system. Recall other such connections such as that between the simple harmonic oscillator and the massive Klein-Gordon field theory.

The action for the tachyon²⁹ matter field in a $p + 1$ dimensional spacetime is given as³¹

$$S = - \int d^{p+1}x V(T) \sqrt{1 + \eta^{ij} \partial_i T \partial_j T}, \quad (36)$$

where η_{ij} is the metric for a $(p+1)$ -dimensional flat spacetime with components $\eta_{ij} \equiv \text{diag}(-1, 1, \dots)$ for $i, j = 0, \dots, p$; $T(x)$ is the tachyon field, and $V(T) \sim e^{-\alpha T/2}$ denotes the corresponding field potential. The value of the parameter α depends on the particular type of string theory of interest.

We now consider the form of the action for a zero-space dimensional case, that is, $p = 0$. We identify the tachyon field with the coordinate x ($T \rightarrow x$) in the classical problem. Note that in classical mechanics the action has the form $S = \int L dt$ and the zero-dimensional action has a similar form

$$S = - \int dt e^{-\alpha x} \sqrt{1 - \dot{x}^2}, \quad (37)$$

where the factor of 2 in the potential $V(x)$ has been absorbed in α . The equation of motion that results from the action in Eq. (37) is

$$\ddot{x} + \alpha \dot{x}^2 = \alpha. \quad (38)$$

We now scale $x \rightarrow bx$ and compare Eq. (38) with the equation of motion $\ddot{x} + \Lambda \dot{x}^2 = g$. We obtain $\alpha b = \Lambda$ and $\alpha/b = g$, which can be solved to yield $\alpha = \sqrt{g\Lambda}$ and $b = \sqrt{\Lambda/g}$. We substitute these results into Eq. (37) and recover the Lagrangian in Eq. (25). Thus, we obtain a quadratically damped mechanical system out of a field theory.

C. Damping as Geodesic Motion

Another way of looking at the problem of quadratically damped motion is to picture it as the motion of a particle along a geodesic in a fictitious two-dimensional space. Consider the following form of a two-dimensional distance function (line element)

$$ds^2 = f(x)dx^2 + h(x)dy^2, \quad (39)$$

where y denotes the fictitious dimension and $f(x)$ and $h(x)$ are unknown functions. Our aim is to show that for an appropriate choice of $f(x)$ and $h(x)$, the equation of motion for a quadratically damped system can be identified as

a geodesic equation. For the metric $g_{\mu\nu} \equiv \text{diag}[f(x), h(x)]$, we calculate the nonzero components of the Christoffel symbol³⁵:

$$\Gamma_{xx}^x = \frac{f'}{2f}, \quad \Gamma_{yy}^x = -\frac{h'}{2f}, \quad \Gamma_{xy}^y = \frac{h'}{2h} = \Gamma_{yx}^y, \quad (40)$$

where the prime denotes the derivative of the function with respect to x . If we substitute these components into the well known geodesic equation given as

$$\frac{d^2 x^\alpha}{d\lambda^2} + \Gamma_{\mu\nu}^\alpha \frac{dx^\mu}{d\lambda} \frac{dx^\nu}{d\lambda} = 0, \quad (41)$$

(here λ is any parameter on the geodesic, which in our case is the time t), we obtain the equation of motion along the two directions:

$$\ddot{x} + \frac{f'}{2f}\dot{x}^2 - \frac{h'}{2f}\dot{y}^2 = 0, \quad (42)$$

$$\ddot{y} + \frac{h'}{h}\dot{x}\dot{y} = 0. \quad (43)$$

If we integrate Eq. (43) once, we have

$$\dot{y} = \frac{C}{h}, \quad (44)$$

where C is an integration constant. We next substitute \dot{y} in Eq. (42) and obtain

$$\ddot{x} + \frac{f'}{2f}\dot{x}^2 - \frac{C^2 h'}{2f h^2} = 0, \quad (45)$$

which is the same equation as the quadratically damped equation of motion along the x direction provided that $f'/2f = \Lambda$ and $C^2 h'/2f h^2 = g$. These equations can be solved to reveal the form of the two functions:

$$f(x) = e^{2\Lambda x} \quad (46)$$

and

$$h(x) = -\frac{C^2 \Lambda}{g} e^{-2\Lambda x}. \quad (47)$$

It is now straightforward to calculate the components of the Riemann tensor, $R^\alpha{}_{\beta\mu\nu}$,³⁶ Ricci tensor, $R_{\mu\nu} = R^\alpha{}_{\mu\alpha\nu}$, and the Ricci scalar, $R = g^{\mu\nu} R_{\mu\nu}$.³⁴

$$R_{xx} = -2\Lambda^2, \quad R_{yy} = \frac{2C^2 \Lambda^3}{g} e^{-2\Lambda x}, \quad R = -4\Lambda^2 e^{-2\Lambda x}. \quad (48)$$

The presence of Λ in the curvature scalar R implies that the damping can be viewed as a curvature effect in this fictitious two-dimensional space. What distinguishes this case from the motion with linear damping discussed in section IIIB is that we cannot cast the equation of motion of the linear damping case in the form of a geodesic equation due to the absence of a \dot{x}^2 term. In this sense, quadratic damping is unique. Thus the above connection provides us with additional geometric insight into the nature of quadratically damped motion.

V. CONCLUDING REMARKS

We have shown how to construct kernels for several damped mechanical systems and studied the evolution of a Gaussian wavepacket in each case. We demonstrated that for the linearly damped harmonic oscillator and a particle in a uniform gravitational field with linear and quadratic damping, we can see characteristic features of the damping from snapshots of wavepacket evolution. To motivate our consideration of quadratic damping, we related the corresponding equation of motion to a field theory and to geodesic motion in a fictitious two-dimensional space.

Is a quadratically damped system damped? The Lagrangian is time independent and the system is Hamiltonian and conservative in the usual sense. The evolution of the wavepacket shows spreading, much like that of a free particle and unlike the linear damping system. We also note a similarity with the linearly damped system because in both cases, the particle attains a terminal speed. These issues suggest that it would be better to view the quadratically damped system as special and unlike the linearly damped case.

Acknowledgments

The work of AD is supported by the Council of Scientific and Industrial Research, Government of India.

-
- * Electronic address: djain@cts.iitkgp.ernet.in
 † Electronic address: anupam@phy.iitkgp.ernet.in
 ‡ Electronic address: sayan@cts.iitkgp.ernet.in
- ¹ P. Timmerman and J. P. van der Weele, “On the rise and fall of a ball with linear or quadratic drag,” *Am. J. Phys.* **67** (6), 538–546 (1999).
 - ² R. Resnick, D. Halliday, and J. Walker, *Fundamentals of Physics* (John Wiley (Asia), Singapore, 2004), 6th ed.
 - ³ G. J. Milburn and D. F. Walls, “Quantum solutions of the damped harmonic oscillator,” *Am. J. Phys.* **51** (12), 1134–1136 (1983).
 - ⁴ L. Herrera, L. Nún̄ez, A. Patiño, and H. Rago, “A variational principle and the classical and quantum mechanics of the damped harmonic oscillator,” *Am. J. Phys.* **54** (3), 273–277 (1986).
 - ⁵ B. Yurke, “Quantizing the damped harmonic oscillator,” *Am. J. Phys.* **54** (12), 1133–1139 (1986).
 - ⁶ B. R. Holstein, “The harmonic oscillator propagator,” *Am. J. Phys.* **66** (7), 583–589 (1998).
 - ⁷ F. U. Chaos and L. Chaos, “Comment on ‘The harmonic oscillator propagator’ by B. R. Holstein [*Am. J. Phys.* **66** (7), 583–589 (1998)],” *Am. J. Phys.* **67** (7), 643 (1999).
 - ⁸ B. R. Holstein, “Forced harmonic oscillator: A path integral approach,” *Am. J. Phys.* **53** (8), 723–725 (1985).
 - ⁹ S. M. Cohen, “Path integral for the quantum harmonic oscillator using elementary methods,” *Am. J. Phys.* **66** (6), 537–540 (1998).
 - ¹⁰ L. Moriconi, “An elementary derivation of the harmonic oscillator propagator,” *Am. J. Phys.* **72** (9), 1258–1259 (2004).
 - ¹¹ K.-M. Poon and G. Muñoz, “Path integrals and propagators for quadratic Lagrangians in three dimensions,” *Am. J. Phys.* **67** (6), 547–551 (1999).
 - ¹² N. S. Thornber and E. F. Taylor, “Propagator for the simple harmonic oscillator,” *Am. J. Phys.* **66** (11), 1022–1024 (1998).
 - ¹³ L. A. Beauregard, “Propagators in nonrelativistic quantum mechanics,” *Am. J. Phys.* **34** (4), 324–332 (1966).
 - ¹⁴ H. Kleinert, *Path Integrals in Quantum Mechanics, Statistics, Polymer Physics, and Financial Markets* (World Scientific, Singapore, 2004), 4th ed.
 - ¹⁵ R. P. Feynman and A. R. Hibbs, *Quantum Mechanics and Path Integrals*, (McGraw-Hill, New York, 1965).
 - ¹⁶ J. V. Narlikar and T. Padmanabhan, *Gravity, Gauge Theories and Quantum Cosmology* (D. Riedel, Dordrecht, Holland, 1986).
 - ¹⁷ J. J. Sakurai, *Modern Quantum Mechanics* (Addison-Wesley, Reading, MA, 1994).
 - ¹⁸ C. E. Smith, “Expressions for frictional and conservative force combinations within the dissipative Lagrange-Hamilton formalism,” physics/0601133.
 - ¹⁹ C. C. Gerry, “On the path integral quantization of the damped harmonic oscillator,” *J. Math. Phys.* **25**, 1820–1822 (1984).
 - ²⁰ K.-H. Yeon, S.-S. Kim, Y.-M. Moon, S.-K. Hong, C.-I. Um, and T. F. George, “The quantum under-, critical- and over-damped harmonic oscillators,” *J. Phys. A* **34**, 7719–7732 (2001).
 - ²¹ For a recent review see C.-I. Um, K.-H. Yeon, and T. F. George, “The quantum damped harmonic oscillator,” *Phys. Repts.* **362**, 63–192 (2002).
 - ²² M. Razavy, “Wave equation for a dissipative force quadratic in velocity,” *Phys. Rev. A* **36**, 482–486 (1987).
 - ²³ F. Negro and A. Tartaglia, “Quantization of motion in a velocity-dependent field: The v^2 case,” *Phys. Rev. A* **23**, 1591–1593 (1981).
 - ²⁴ A. Tartaglia, “Non-conservative forces, Lagrangians and quantization,” *Eur. J. Phys.* **4**, 231–234 (1983).
 - ²⁵ F. Negro and A. Tartaglia, “The quantization of quadratic friction,” *Phys. Letts. A* **77**, 1–2 (1980).
 - ²⁶ C. Stuckens and D. H. Kobe, “Quantization of a particle with a force quadratic in the velocity,” *Phys. Rev. A* **34**, 3565–3567 (1986).
 - ²⁷ J. S. Borges, L. N. Epele, H. Fanchiotti, C. A. García Canal, and F. R. Simo, “Quantization of a particle with a force quadratic in the velocity,” *Phys. Rev. A* **38**, 3101–3103 (1988).
 - ²⁸ S. Kar, “A simple mechanical analog of the field theory of tachyon matter,” hep-th/0210108.
 - ²⁹ The “tachyon matter” in the present context is different from the “tachyon” in the special theory of relativity, where it refers to a hypothetical particle that can propagate at a superluminal velocity.³⁰ In quantum field theory and string theory the “tachyon” corresponds to a scalar field (or a mode of a scalar field) for which the square of the mass is negative. The presence of tachyonic modes in a theory can give rise to instabilities.
 - ³⁰ E. C. G. Sudarshan, O. M. P. Bilaniuk, and V. Deshpande, “‘Meta’ relativity,” *Am. J. Phys.* **30** (10), 718–723 (1962).
 - ³¹ A. Sen, “Rolling tachyon,” *J. High Energy Phys.* **04**, 048-1–18 (2002); “Tachyon matter,” *J. High Energy Phys.* **07**, 065-1–12 (2002).
 - ³² H. H. Denman, “Time translation invariance for certain dissipative classical systems,” *Am. J. Phys.* **36** (6), 516–519 (1968).
 - ³³ G. Ambika and V. M. Nandakumaran, “The quantum effects in quadratically damped systems,” *Phys. Letts. A* **192**, 331–336 (1994).
 - ³⁴ For details see S. Weinberg, *Gravitation and Cosmology* (John Wiley & Sons, New York, 1972).

- ³⁵ The components of the Christoffel symbol depend on the metric tensor components as $\Gamma_{\mu\nu}^{\alpha} = \frac{1}{2}g^{\alpha\sigma}(\partial_{\mu}g_{\sigma\nu} + \partial_{\nu}g_{\sigma\mu} - \partial_{\sigma}g_{\mu\nu})$.
- ³⁶ The components of Riemann-Christoffel curvature tensor are given by $R^{\alpha}{}_{\beta\mu\nu} = \partial_{\mu}\Gamma_{\beta\nu}^{\alpha} - \partial_{\nu}\Gamma_{\beta\mu}^{\alpha} + \Gamma_{\mu\sigma}^{\alpha}\Gamma_{\beta\nu}^{\sigma} - \Gamma_{\nu\sigma}^{\alpha}\Gamma_{\beta\mu}^{\sigma}$. For details of its properties, see any text on the general theory of relativity.

Tables

Case	$x(t)$	A	B
OD	$e^{-\Lambda t/2}[A \cosh \gamma t + B \sinh \gamma t]$	$\frac{[x_i e^{\Lambda t_i/2} \sinh \gamma t_f - x_f e^{\Lambda t_f/2} \sinh \gamma t_i]}{\sinh \gamma T}$	$\frac{1}{\sinh \gamma T} [x_f e^{\Lambda t_f/2} \cosh \gamma t_i - x_i e^{\Lambda t_i/2} \cosh \gamma t_f]$
CD	$e^{-\Lambda t/2}[A + Bt]$	$\frac{1}{T} [x_i t_f e^{\Lambda t_i/2} - x_f t_i e^{\Lambda t_f/2}]$	$\frac{1}{T} [x_f e^{\Lambda t_f/2} - x_i e^{\Lambda t_i/2}]$
UD	$e^{-\Lambda t/2}[A \cos \omega t + B \sin \omega t]$	$\frac{[x_i e^{\Lambda t_i/2} \sin \omega t_f - x_f e^{\Lambda t_f/2} \sin \omega t_i]}{\sin \omega T}$	$\frac{1}{\sin \omega T} [x_f e^{\Lambda t_f/2} \cos \omega t_i - x_i e^{\Lambda t_i/2} \cos \omega t_f]$

TABLE I: The general solutions of the equations of motion of a damped harmonic oscillator in different cases. We show the expressions for $x(t)$, A , and B for the different cases. (See the discussion in section IIIA.)

Case	S (Action)	K (Kernel)
CD	$\frac{m}{2T} [x_i^2 e^{\Lambda t_i} + x_f^2 e^{\Lambda t_f} - 2x_i x_f e^{\Lambda(t_i+t_f)/2}] + \frac{m\Lambda}{4} (x_i^2 e^{\Lambda t_i} - x_f^2 e^{\Lambda t_f})$	$\sqrt{\frac{me^{\Lambda(t_i+t_f)/2}}{2\pi i \hbar T}} e^{\frac{i}{\hbar} S}$
OD	$\frac{m\gamma}{2 \sinh \gamma T} [(x_i^2 e^{\Lambda t_i} + x_f^2 e^{\Lambda t_f}) \cosh \gamma T - 2x_i x_f e^{\Lambda(t_i+t_f)/2}] + \frac{m\Lambda}{4} (x_i^2 e^{\Lambda t_i} - x_f^2 e^{\Lambda t_f})$	$\sqrt{\frac{m\gamma e^{\Lambda(t_i+t_f)/2}}{2\pi i \hbar \sinh \gamma T}} e^{\frac{i}{\hbar} S}$

TABLE II: Action (S) and Kernel (K) for the critically and over-damped harmonic oscillator.

Case	$ \psi(x_f, t) ^2$	σ_t^2
CD	$\frac{1}{\sqrt{2\pi\sigma_t^2}} \exp\left[-\frac{[x_f - ae^{-\Lambda t/2}(1 + \frac{\Lambda t}{2})]^2}{2\sigma_t^2}\right]$	$\sigma_0^2 e^{-\Lambda t} \left[\left(1 + \frac{\Lambda t}{2}\right)^2 + \left(\frac{\hbar t}{2m\sigma_0^2}\right)^2 \right]$
OD	$\frac{1}{\sqrt{2\pi\sigma_t^2}} \exp\left[-\frac{[x_f - ae^{-\Lambda t/2}(\cosh \gamma t + \frac{\Lambda}{2\gamma} \sinh \gamma t)]^2}{2\sigma_t^2}\right]$	$\sigma_0^2 e^{-\Lambda t} \left[(\cosh \gamma t + \frac{\Lambda}{2\omega} \sinh \gamma t)^2 + \left(\frac{\hbar \sinh \gamma t}{2m\gamma\sigma_0^2}\right)^2 \right]$

TABLE III: Probability amplitude $|\psi(x_f, t)|^2$ and measure of dispersion σ_t^2 for the critically (CD) and over-damped (OD) harmonic oscillator.

Figure Captions

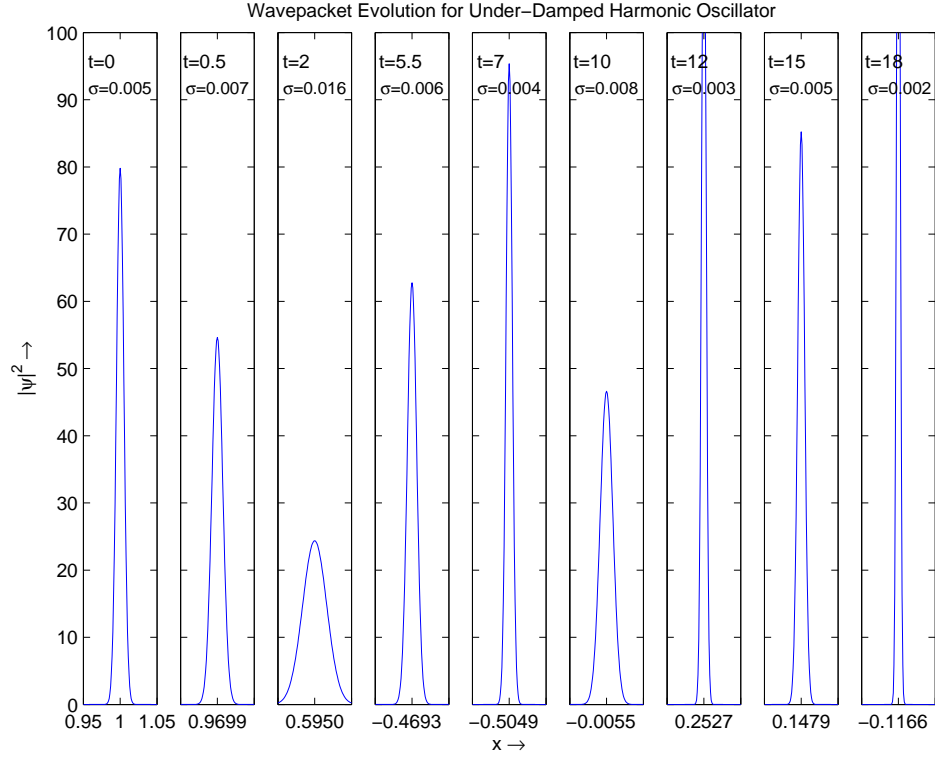


FIG. 1: Evolution of wavepacket in a harmonic oscillator potential with linear damping for the parameters $\Lambda = 0.2$, $\omega_0 = 0.5$, and $a = 1.0$.

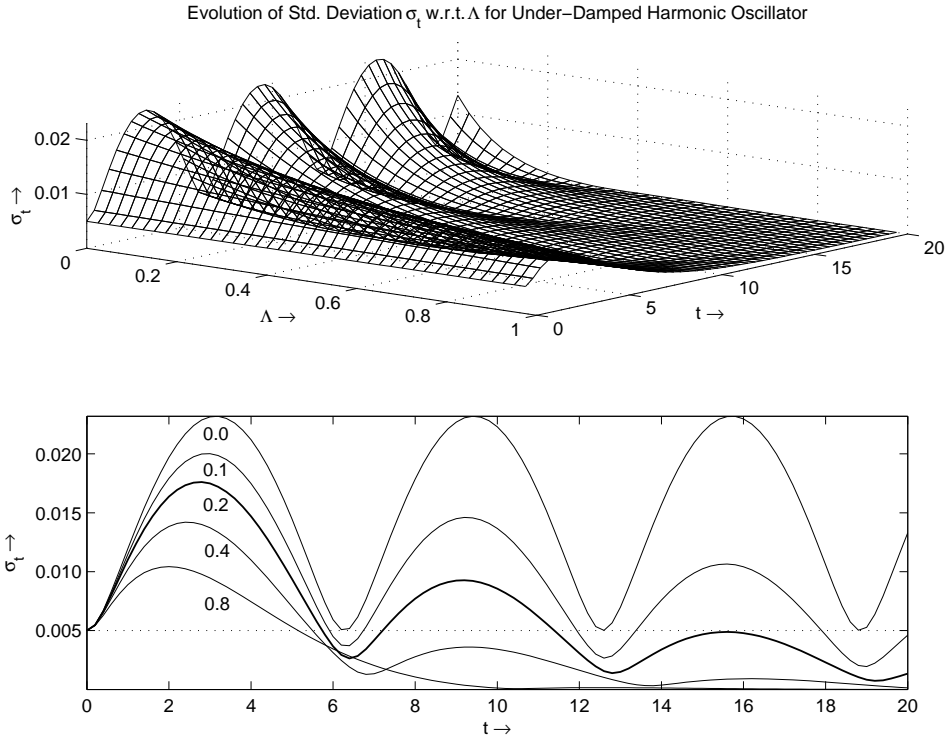


FIG. 2: Variation of σ_t with t and Λ for UD case [Eq. (12)]. The value of Λ for each curve is shown just below the corresponding curve.

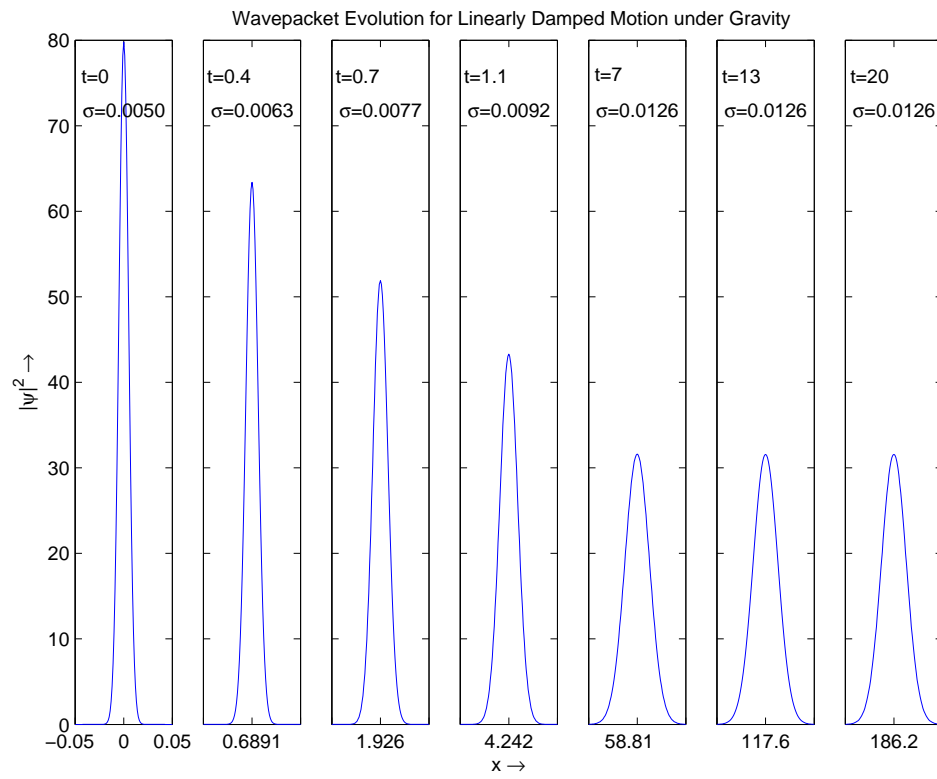


FIG. 3: Evolution of wavepacket for motion under gravity with linear damping for the parameters $\Lambda = 1.0$, $a = 0.0$, and $g = 9.8$.

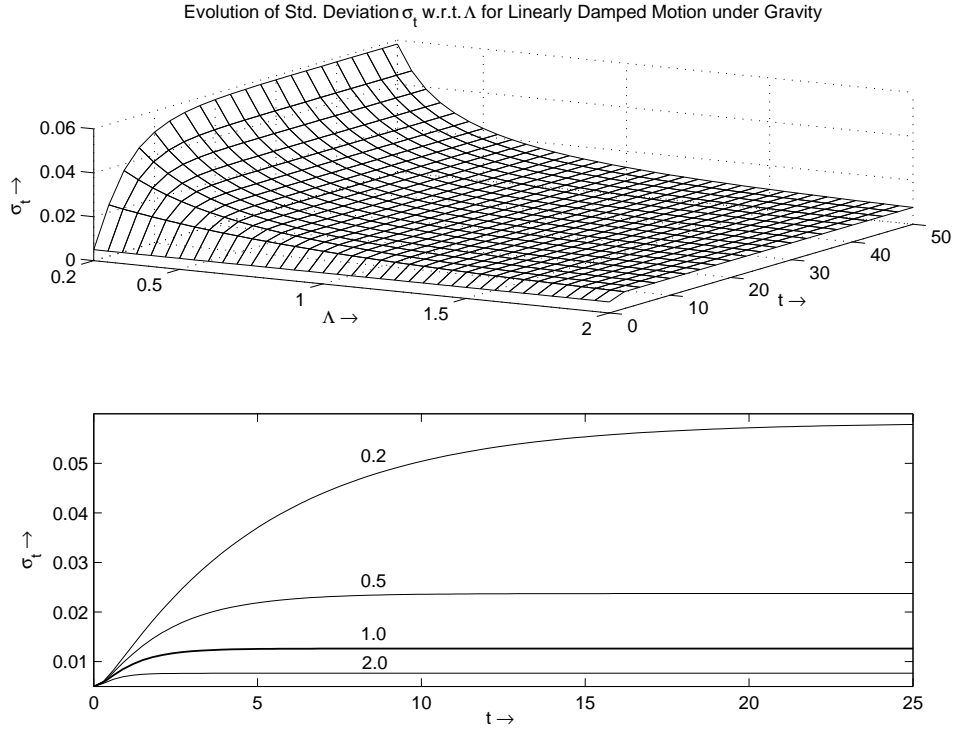


FIG. 4: Variation of σ_t with t and Λ for motion under gravity with linear damping [Eq. (20)]. The value of Λ for each curve is shown just above the corresponding curve.

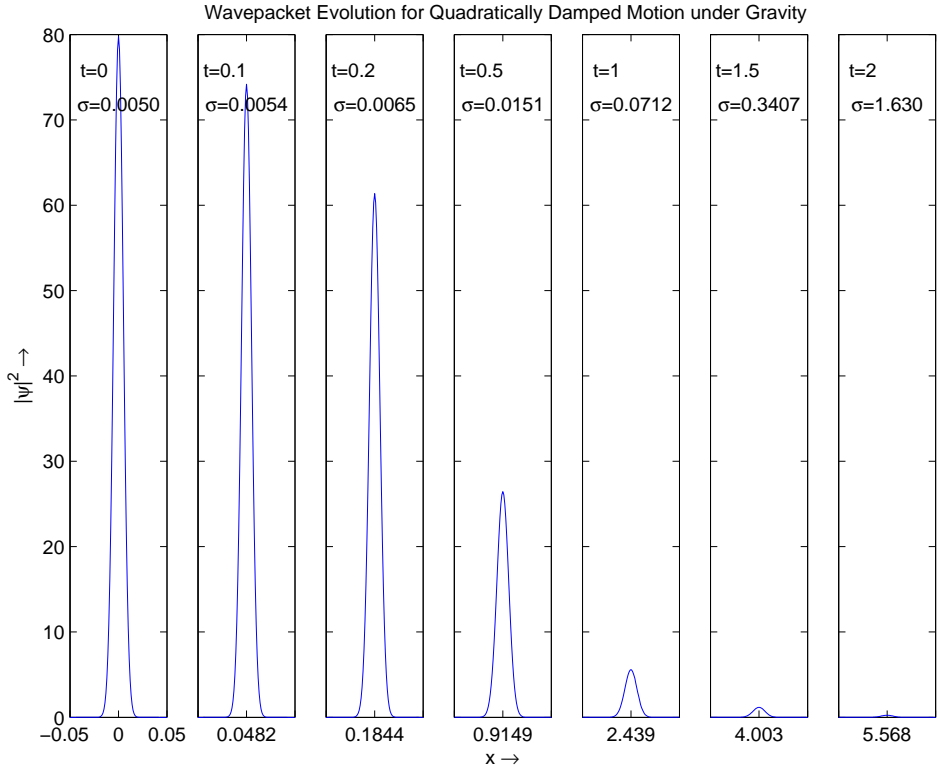


FIG. 5: wavepacket evolution for motion under gravity with quadratic damping with $\Lambda = 1.0$, $a = 0.0$, and $g = 9.8$.

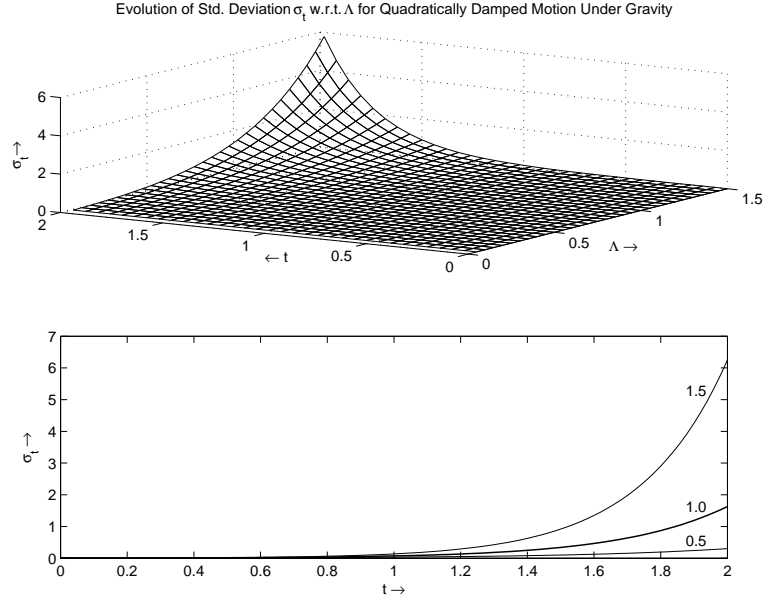


FIG. 6: Variation of σ_t with t and Λ for motion under gravity with quadratic damping, [Eq. (32)]. The value of Λ for each curve is shown just above the corresponding curve.